

**Regulators**

**REB Series Flow Gauge Regulators for Inert Gas**

REB Series Flow Gauge Regulators offer an economical, lightweight alternative to standard flowmeter units. These single stage regulators include a delivery gauge that is dual calibrated in standard cubic feet per hour (scfh) for both Argon and Carbon Dioxide. The Flow Gauge works in conjunction with a metering outlet orifice to deliver precise gas flow. Gas flow is adjustable to meet the requirements of MIG and TIG welding applications.



Part No. REB-3-FG

**Features and Specifications**

- Machined brass body resists corrosion
- Dual scale flow gauge calibrated for Argon/Carbon Dioxide services
- Durable Neoprene diaphragm maintains consistent flow rates
- Protective inlet filtering system extends regulator life
- FGD models include 6 ft. neoprene hose with fittings in self-service retail packaging
- Large 2" gauges are easy to read
- KEL-F® seat assembly
- Weight: 1 lb., 13 oz.
- Size: (6" L x 3-3/4" W x 4-1/4" H)
- Three year warranty
- U.L. listed
- Made in the U.S.A.

Part No	CGA inlet/ Gas Service	Flow Capacity SCFH	Delivery Flow Gauge	Inlet Pressure PSIG	Outlet Connections (both provided)
REB-3-FG	580 Argon	0-35	0-35	0-3000	9/16"-18 RHM and 5/8"-18 RHF
REB-3-FGD*	580 Argon	0-35	0-35	0-3000	9/16"-18 RHM and 5/8"-18 RHF
REB-4-FG	320 Carbon Dioxide	0-35	0-35	0-3000	9/16"-18 RHM and 5/8"-18 RHF
REB-4-FGD*	320 Carbon Dioxide	0-35	0-35	0-3000	9/16"-18 RHM and 5/8"-18 RHF

\*FGD models include 6 ft. neoprene hose with fittings

**RS Series Flow Gauge Regulators**

The RS Series Flow Gauge Regulators offer a practical, economical alternative to more expensive flowmeter units. Not limited to only "vertical" operation, these regulators operate in a variety of positions. The RS Series utilizes Western's "pressure compensated" (COMP1™) design. For applications that require high flow rates, this design provides more consistent delivery pressure by minimizing fluctuation over a wide range of inlet pressures.



Part No. RS-3-FG

**Features and Specifications**

- Machined brass body resists corrosion
- 2" reinforced neoprene diaphragm provides durability
- Dual inlet filtering system extends regulator life
- Large 2" dual scale gauges are easy to read
- Self re-seating relief valve protects against over-pressurization
- Weight: 3 lbs.
- Size: (4-1/16" L x 6-3/8" W x 5-7/8" H)
- Three year warranty
- U.L. listed
- Made in the U.S.A.

Part No.	CGA Inlet/ Gas Service	Flow Capacity SCFH	Inlet Pressure PSIG	Outlet Connections
RS-3-FG	580 Argon	0-60	0-3000	5/8"-18 RHF
RS-4-FG	320 Carbon Dioxide	0-60	0-3000	5/8"-18 RHF

**REF Series Flowmeter Regulators (Piston Style)**

REF Series models combine a single stage piston regulator with a flow tube to provide an economical, lighter weight alternative to more expensive diaphragm style flowmeter regulators. The REF series is designed to meet the requirements of professional welders.



Part No. REF-3-PG

Part No. REF-3-P

**Features and Specifications**

- Machined brass body resists corrosion
- Durable brass piston design
- Built-in cylinder contents indicator forewarns when cylinder is near depletion (gaugeless models)
- Dependable PTFE seat assembly
- Dual inlet filtering system extends regulator life
- Durable flowtube with large, easy-to-read gradients and shatter-resistant cover
- Dual calibrated tube for Argon/Carbon Dioxide service
- Back pressure compensated flowmeter
- Sensitive needle valve for fine adjustment
- PD & PGD models include 6 ft. neoprene hose w/ fittings in self-service retail packaging
- Weight: 1lb., 8oz.
- Size: (2-1/4" L x 5" W x 7-3/4" H)
- Three year warranty
- Made in the U.S.A.

Part No.	Display Pack Model PSIG	CGA Inlet/ Gas Service	Inlet Pressure SCHF	Flow Capacity	Outlet Connections (both provided)
REF-3-P	REF-3-PD*	580 Argon	0-3000	0-70	9/16"-18 RHM and 5/8"-18 RHF
REF-3-PG	REF-3-PGD*	580 Argon, w/gauge	0-3000	0-70	9/16"-18 RHM and 5/8"-18 RHF
REF-4-P	REF-4-PD*	320 Carbon Dioxide	0-3000	0-70	9/16"-18 RHM and 5/8"-18 RHF
REF-4-PG	REF-4-PGD*	320 Carbon Dioxide w/gauge	0-3000	0-70	9/16"-18 rhm and 5/8"-18 RHF

\* PD & PGD Models include 10 ft. Neoprene hose with fitting

## Regulators

### RF Series Flowmeter Regulators (Diaphragm Style)

RF Series models combine a single stage diaphragm regulator with a flowmeter to provide precise flows for the professional welder, laboratory, or industrial process user. A high pressure gauge keeps the user informed of the cylinder's content.

#### Features and Specifications

- Anodized aluminum body resists corrosion
- Kel-F® seat assembly withstands high service pressures
- Dual inlet filtering system extends product life
- Self-reseating relief valve protects against over-pressurization
- Durable flow tube with large, easy to read gradients and shatter resistant cover
- Dual calibrated flow tube for Argon/Carbon Dioxide services
- Sensitive needle valve for fine adjustment
- Back pressure compensated flowmeter

- Durable neoprene diaphragm
- Weight: 1lb., 3oz.
- Size: (3" L x 6-1/2" W x 8-1/2" H)
- Three year warranty
- Made in the U.S.A.



Part No. RF-3-P

Part No.	CGA Inlet/ Gas Service	Flow Capacity SCFH	Inlet Pressure PSIG	Outlet Connections (both provided)
RF-3-P	580 Argon	0-70	0-3000	9/16"-18 RHM and 5/8"-18 RHF
RF-4-P	320 Carbon Dioxide	0-70	0-3000	9/16"-18 RHM and 5/8"-18 RHF

### RFS & RFD Series Flowmeter Regulators

RFS & RFD Series models combine a single stage regulator with one (RFS Series) or two (RFD Series) flowmeters. These products also utilize Western's "pressure compensated" (COMP1™) design. For applications that require high flow rates, this design provides more consistent delivery pressure by minimizing fluctuation over a wide range of inlet pressures. Designed for users who require precise flows, these products are ideal for the professional welder, laboratory, or industrial process user. A high pressure gauge keeps the user informed of the cylinder's content.

#### Features and Specifications

- Machined brass body resists corrosion
- Easy-to-read 2" pressure gauge
- Durable neoprene diaphragm maintains consistent flow rates
- Dual inlet filtering system extends regulator life
- Self-reseating pressure relief valve protects against over-pressurization
- Durable flow tube with large, easy to read gradients and shatter-resistant cover
- Dual calibrated flow tube for Argon/Carbon Dioxide services
- Back pressure compensated flowmeter improves flow accuracy
- Nickel chrome plated zinc bonnet
- Sensitive, easily adjusted needle valve on flowmeters
- Weight: RFS = 3lbs., 3oz.  
RFD = 4lbs., 10oz.
- Size: RFS = 7-1/2" L x 4-1/2" W x 6-3/4" H  
RFD = 10-3/8" L x 4-1/2" W x 7" H
- Three year warranty
- RFS models are U.L. listed
- Made in the U.S.A.



Part No. RFS-3-P

Part No.	CGA Inlet/ Gas Service	Flow Capacity SCFH	Inlet Pressure PSIG	Outlet Connections (both provided)
RFS-3-P	580 Argon	0-50	0-3000	9/16"-18 RHM and 5/8"-18 RHF
RFS-4-P	320 Carbon Dioxide	0-50	0-3000	9/16"-18 RHM and 5/8"-18 RHF
RFS-7-P	580 Nitrogen	0-50	0-3000	9/16"-18 RHM and 5/8"-18 RHF
RFD-3-P	580 Argon	0-50	0-3000	9/16"-18 RHM and 5/8"-18 RHF
RFD-4-P	320 Carbon Dioxide	0-50	0-3000	9/16"-18 RHM and 5/8"-18 RHF

### RWS Series Flowmeters

RWS Series Flowmeters provide accurate measurement of gas flow in welding and laboratory applications. The economical design is back pressure compensated to improve flow accuracy.

#### Features and Specifications

- Durable flow tube with large, easy to read gradients and shatter-resistant cover
- Dual calibrated tube for Argon/Carbon Dioxide services
- Sensitive, easily adjusted needle valve
- Protective inlet filter extends flowmeter life
- Weight: 8 oz.
- Size: (1-1/2" L x 2-1/4" W x 6-1/2" H)
- Three year warranty
- Made in the U.S.A.



Part No. RWS-2-13

Part No.	Gas Service	Flow Capacity SCFH	Inlet Connection	Calibrated Inlet Pressure	Outlet Connections (both provided)
RWS-2-7	Nitrogen	0-100	1/8" NPT F	50	9/16"-18 RHM and 5/8"-18 RHF
RWS-2-13	Argon/CO <sub>2</sub> (Dual Calibrated)	0-70	1/8" NPT F	50	9/16"-18 RHM and 5/8"-18 RHF

**Preset Flow Regulator (F.R.O.G.)**

RP Series models are flow regulated orifice gauges (F.R.O.G.) designed to supply a preset flow of inert shielding gas for metal inert gas (M.I.G.) welding applications. A patented cylinder contents indicator forewarns the user when the cylinder is near depletion. The single stage piston design provides value and performance for small jobs and the "weekend welder".



Part No. RP30580

**Features and Specifications**

- Machined brass body resists corrosion
- Protective inlet filter extends regulator life
- Internal safety relief guards against over-pressurization
- Hose barb outlet for 3/16" or 1/4" ID hose
- Easy to use—preset flow requires no adjustment
- Dependable brass piston with PTFE Seat
- Delivers 30 scfh Argon and 22 scfh CO<sub>2</sub>
- **RP30580G includes gauge**
- Weight: 9.5 oz.
- Size: (3-3/8" L x 1-1/8" W x 1-3/8" H)
- One year warranty
- Made in the U.S.A.

Part No.	CGA Inlet/ Gas Service	Capacity SCFH	Inlet Pressure PSIG	Hose Barb Outlet
RP22320	320 Carbon Dioxide	22	0-3000	Works with 3/16" and 1/4" ID hose
RP30580	580 Argon	30	0-3000	Works with 3/16" and 1/4" ID hose
RP30580G	580 Argon	30	0-3000	Works with 3/16" and 1/4" ID hose

**Preset Pressure Regulator**

RP Series models are designed to supply a preset pressure for portable CO<sub>2</sub> applications. The economical design offers pressure selection from 30 PSIG to 200 PSIG.

**Features and Specifications**

- Machined brass body resists corrosion
- Protective inlet filter extends regulator life
- Internal safety relief vent protects against over-pressurization
- 1/4" NPT side port outlet
- Easy to use – preset pressure requires no adjustment
- Dependable solid brass piston with PTFE Seat
- Weight: 9.5 oz.
- Size: (3-3/8" L x 1-1/8" W x 1-3/8" H)
- One year warranty
- Made in the U.S.A.



Part No.	CGA Inlet	Max. Inlet Pressure	Preset Output Pressure PSIG	Side Outlet Port
RP320030	320 Carbon Dioxide	3000	30	1/4" NPT F
RP320050	320 Carbon Dioxide	3000	50	1/4" NPT F
RP320075	320 Carbon Dioxide	3000	75	1/4" NPT F
RP320100	320 Carbon Dioxide	3000	100	1/4" NPT F
RP320125	320 Carbon Dioxide	3000	125	1/4" NPT F
RP320150	320 Carbon Dioxide	3000	150	1/4" NPT F
RP320175	320 Carbon Dioxide	3000	175	1/4" NPT F
RP320200	320 Carbon Dioxide	3000	200	1/4" NPT F

**REB Series Light Duty, Single Stage Regulators**

REB Series models are ideally suited for applications requiring a portable, lightweight, compact regulator. Typical applications include use in plumbing, light duty cutting and welding.

**Features and Specifications**

- Machined brass body resists corrosion
- Neoprene diaphragm is sensitive yet durable to maintain consistent delivery pressure
- Dual inlet filtering system extends regulator life
- Large 2" dual scale gauges are easy to read
- KEL-F® seat assembly
- Weight: 1 lb., 13 oz.
- Size: (6" L x 3-3/4" W x 4-1/4" H)
- Three year warranty
- U.L. listed
- Made in the U.S.A.



Part No. REB-4-3

Part No.	CGA Inlet/ Gas Service	Flow Capacity SCFH	Delivery Flow Gauge	Inlet Pressure PSIG	Outlet Connections (both provided)
REB-1-1	510 Acetylene	0-15	230	0-400	9/16"-18 LHM
REB-1A-1	300 Acetylene	0-15	230	0-400	9/16"-18 LHM
REB-4-3	320 Carbon Dioxide	0-100	800	0-3000	9/16"-18 RHM
REB-9-3	540 Oxygen	0-100	1000	0-3000	9/16"-18 RHM

**ST Series High Pressure Step Down Regulators**

The patented design of the ST Series Regulators allows for the use of conventional regulators with high pressure cylinders. These regulators deliver high flow rates while reducing high cylinder pressures to lower pressures that conventional regulators are designed to handle. This eliminates the need for a second set of equipment when working with high pressure cylinders. To install, remove the CGA inlet connection from the regulator and replace it with the ST regulator.

Part No. ST680



**Features and Specifications**

- Durable solid brass construction resists corrosion
- Protective inlet filter extends regulator life
- Reliable piston and seat assembly
- For use with 6000 PSIG cylinders
- Three year warranty
- U.L. Listed
- Made in the U.S.A.

Part No.	Gas Service	Max Inlet	Max Flow Pressure	Outlet Connection SCFH
ST347	347 Compressed Air	5500	6000	1/4" NPT M
ST577	577 Oxygen	4000	5700	1/4" NPT M
ST680	680 Inert Gases	5500	6,120 (Nitrogen)	1/4" NPT M
ST695	695 Flammable	5500	NA	1/4" NPT M
ST701	701 Oxygen	5500	5700	1/4" NPT M

## Regulators

### RS Series Medium Duty Single Stage Regulators

RS Series models utilize Western's "pressure compensated" (COMP1™) design. For applications that require high flow rates, this design provides more consistent delivery pressure by minimizing fluctuation over a wide range of inlet pressures. These regulators are appropriate for industrial/welding, laboratory and general use applications. Certain models feature a 1/4" NPT outlet connection for high pressure applications.

#### Features and Specifications

- Machined brass body resists corrosion
- 2" reinforced neoprene diaphragm
- 450 PSIG models have KEL-F® seat to accommodate high pressure applications
- Dual inlet filter system extends regulator life
- Hydrogen and methane models equipped with pipe away relief valves
- Most models include self-reseating pressure relief valve (except for RS-1-1, RS-1A-1, RS-10-2)
- Nickel chrome plated zinc bonnet
- Large 2" gauges with easy to read gradients
- Weight: 3 lbs.
- Three year warranty
- Most models U.L. listed
- Made in the U.S.A.

Part No.



Part No.	CGA Inlet/ Gas Service Range PSIG	Delivery Pressure	Maximum Flow PSIG	Inlet Pressure	Outlet Connections
*RS-1-1	510 Acetylene	0-15	420	0-400	9/16"-18 LH M
*RS-1A-1	300 Acetylene	0-15	420	0-400	9/16"-18 LH M
*RS-2-3	346 Air	0-80	3000	0-3000	9/16"-18 RH M
*RS-2-4	346 Air	0-180	6500	0-3000	1/4" NPT F
RS-2-4H	346 Air Hand-Tight	0-180	6500	0-3000	1/4" NPT F
RS-2-5	346 Air	0-450	10,000	0-3000	1/4" NPT F
*RS-4-3	320 Carbon Dioxide	0-80	2200	0-3000	9/16"-18 RH M
*RS-4-4	320 Carbon Dioxide	0-180	5000	0-3000	9/16"-18 RH M
*RS-6-3	350 Hydrogen, Methane	0-80	12,880	0-3000	9/16"-18 LH M
*RS-6-4	350 Hydrogen, Methane	0-180	28,400	0-3000	9/16"-18 LH M
*RS-7-3	580 Inert Gases	0-80	3430	0-3000	9/16"-18 RH M
*RS-7-4	580 Inert Gases	0-180	7570	0-3000	9/16"-18 RH M
RS-7-5	580 Inert Gases	0-450	8500	0-3000	1/4" NPT F
*RS-8-3	326 Nitrous Oxide	0-80	2200	0-3000	9/16"-18 RH M
*RS-8-4	326 Nitrous Oxide	0-180	5000	0-3000	9/16"-18 RH M
*RS-9-3	540 Oxygen	0-80	3230	0-3000	9/16"-18 RH M
*RS-9-4	540 Oxygen	0-180	7100	0-3000	9/16"-18 RH M
RS-9-5	540 Oxygen	0-450	7900	0-3000	1/4" NPT F
*RS-10-2	510 Liquefied Fuel Gases	0-45	1380	0-3000	9/16"-18 LH M

\* UL Listed

• Do not have self-reseating pressure relief valve

### Purging/Testing Regulators

The REB-7-5AC and RS-7-5AC are ideal for HVAC applications. These regulators are designed specifically for nitrogen purging of air conditioning and refrigeration systems at pressures up to 450 psig. The RS-7-5AC utilizes Western's "pressure compensated" COMP1™ design. For applications that require high flow rates, the design provides more consistent delivery pressure by minimizing fluctuation over a wide range of inlet pressures. The REB-7-5AC model delivers dependable performance from an economical regulator.

#### Features and Specifications

- Machined brass body resists corrosion and extends service life
- KEL-F™ seat assembly withstands high service pressures
- Durable tee handles
- Sintered inlet filter
- Easy-to-read 2" gauges
- Three year warranty
- Made in the U.S.A.

#### REB-7-5AC—ECONOMY MODEL

- Compact, lightweight design
- Weight: 1 lb., 14 oz.
- Size: (6" L x 3-3/4" W x 4-1/4" H)

#### RS-7-5AC—HEAVY DUTY MODEL

- Nickel chrome plated zinc bonnet
- Durable neoprene diaphragm ensures consistent delivery pressure
- Reseating pressure relief valve protects against over-pressurization
- Weight: 3 lbs., 3 oz.
- Size: (6-1/2" L x 7" W x 6-1/2" H)

Part No. REB-7-5AC



Part No. RS-7-5AC



Part No.	CGA Inlet/ Gas Service	Delivery Pressure Range PSIG	Maximum Flow	Inlet Pressure psig	Outlet Connections
REB-7-5AC	580 Nitrogen	0-450	1500	0-3000	1/4" SAE flare
RS-7-5AC	580 Nitrogen	0-450	8500	0-3000	1/4" SAE flare

### RS Series High Delivery Pressure Regulators (Piston Style)

RS Series models feature a compact, reliable piston design and are recommended for applications requiring high delivery pressures, up to 2000 PSIG. These regulators provide precision operation under the most demanding conditions. When installed with a Stage1™ high-pressure stem regulator, RS models are appropriate for use with high pressure cylinders (up to 6000 PSIG).

#### Features and Specifications

- Machined brass body and bonnet resists corrosion and extends service life
- Dependable brass piston design
- Large 2-1/2" gauges with easy-to-read gradients
- KEL-F™ seat assembly withstands high service pressures
- Dual inlet filtering extends regulator life
- 1/4" NPT female outlet, 180° opposed to inlet
- Inlet pressures up to 3000 PSIG standard, upgradeable to 6000 PSIG by combining with a STAGE 1™ regulator
- Weight: 4 lbs., 8 oz.
- Size: (6-1/2" L x 7" W x 5-1/2" H)
- Three year warranty
- Made in the U.S.A.



Part No. RS-11-15

Part No.	CGA Inlet/ Gas Service	Delivery Pressure Range	Maximum Flow PSIG	Outlet Connections SCFH
RS-9-15	540 Oxygen	0-1500	2500	1/4" NPT F
RS-9-20	540 Oxygen	0-2000	2800	1/4" NPT F
RS-11-15	580 Inert	0-1500	2550 (N2)	1/4" NPT F
RS-11-20	580 Inert	0-2000	2850 (N2)	1/4" NPT F

### RHP Series High Inlet/High Delivery Pressure Regulator

RHP Series regulators are designed for use with high pressure cylinders (up to 6000 PSIG) and are capable of delivering up to 4500 PSIG. Select models include a delivery flow gauge or flowmeter for MIG and TIG applications. Certain models feature Western's "pressure compensated" COMP1™ design. For applications that require high flow rates, this design provides more consistent delivery pressure by minimizing fluctuation over a wide range of inlet pressures.

#### Features and Specifications

- Diaphragm models feature a machined brass body with nickel chrome plated bonnet for exceptional service life
- Piston models constructed with a durable all-brass body
- KEL-F™ seat assembly withstands high service pressures
- Re-seating relief valve protects against over-pressurization
- Dual safety relief valves and dual inlet filtering extends regulator life
- Low friction, replaceable Delrin® thrust bushing extends service life
- Large gauges are easy to read—2" gauges on diaphragm models and 2-1/2" gauges on piston models
- Weight: 3 lbs.
- Size: (4-1/2" L x 7" W x 6" H)
- Three year warranty
- Made in the U.S.A.



Part No. RS-11-15



Part No. RHP-2-4

Part No.	Style	CGA Inlet/ Gas Service	Delivery Press. Range PSIG	Maximum Flow SCHF	Outlet Connections
RHP-2-4*	Diaphragm	347 Compressed Air	0-180	3200	1/4" NPT F
RHP-2-5*	Diaphragm	347 Compressed Air	0-450	3700	1/4" NPT F
RHP-2-30	Piston	347 Compressed Air	0-3000	2964	1/4" NPT F
RHP-2-45	Piston	347 Compressed Air	0-4500	3735	1/4" NPT F
RHP-9-15	Piston	577 Oxygen	0-1500	2500	1/4" NPT F
RHP-11-4*	Diaphragm	680 Inert	0-180	3260	1/4" NPT F
RHP-11-15	Piston	680 Inert	0-1500	2550	1/4" NPT F
RHP-11-20	Piston	680 Inert	0-2000	2850	1/4" NPT F
RHP-11-30	Piston	680 Inert	0-3000	3014	1/4" NPT F
RHP-11-45	Piston	680 Inert	0-4500	3798	1/4" NPT F

### RPB-3 Gas Saver

The RPB-3 Gas Saver eliminates gas surge with the start of each weld and maintains uniform flow in MIG and TIG welding applications. Easily installed and adjusted, this unit connects to any Flowmeter or Flow Gauge Regulator outlet.

#### Features and Specifications

- Machined aluminum body
- Chrome plated zinc bonnet
- Durable reinforced neoprene diaphragm
- Factory set at 4 PSIG but easily adjustable to meet a range of requirements
- Weight: 1 lb.
- Size: (3" L x 2" W x 5-3/4" H)
- Three year warranty
- Made in the U.S.A.

Part No.	Service	Inlet Connection	Inlet Pressure	Outlet Connection (both provided)
RPB-3	Argon (CO <sub>2</sub> )	5/8"-18 RH M	0-200	9/16"-18 RH M & 5/8"-18 RH F



Part No. RPB-3

**Manifold, In-Line and Line Station Regulators**
**RM Series Single Stage Manifold Regulators**

RM Series Manifold Regulators feature a pressure compensated single stage design (oxygen is two-stage) that delivers stable delivery pressure performance comparable to a two stage design. The unique cartridge permits easy, single-unit replacement of vital parts in minutes. The cartridge allows the seat, nozzle, filter, spring, seals and built-in check-relief valve to be replaced without special tools and without breaking the bonnet-to-body seal. The cartridge can be removed and a new one installed without costly down time or removing the regulator from the pipeline.




Part No. WSR-1-1

**WMR Series In-Line Regulators**

The WMR Series In-line Regulators are designed for installation in pipe lines that require large gas volumes. These regulators provide high gas flows from gas distribution systems. Maximum inlet pressure 400 PSIG.



Part No. WMR-2-2



Part No. RM-7-4

**WSR Series Line Station**

Line station regulators utilize a large diaphragm for high sensitivity and provide extremely accurate delivery pressure. Maximum inlet pressure 200 PSIG.

Part No.	Gas Service	Delivery Lockup	Flowing Pressure	Gas Flow	Delivery Range (PSIG)	Max Inlet Pressure (PSIG)	Inlet Connection	Outlet Connection	Replacement Cartridge No.
RM-1-1	Acetylene	15	10	850	1-15	400	1 - 11-1/2" NPS LH M	1 - 11-1/2" NPS LH F	RWC-3-59
RM-2-4	Compressed Air	50	45	960	20-160	3000	1 - 11-1/2" NPS RH M	1 - 11-1/2" NPS RH F	RWC-3-49
RM-4-4	Carbon Dioxide	50	45 40	960 2100	20-160	3000	1 - 11-1/2" NPS RH M	1 - 11-1/2" NPS RH F	RWC-3-49
RM-6-4	Hydrogen	50	45 40	960 2100	20-160	3000	1 - 11-1/2" NPS LH M	1 - 11-1/2" NPS LH F	RWC-3-49
RM-7-4	Nitrogen, Helium and Argon	50	45 40	960 2100	20-160	3000	1 - 11-1/2" NPS RH M	1 - 11-1/2" NPS RH F	RWC-3-49
RM-8-4	Nitrous Oxide	50	45 40	960 2100	20-160	3000	1 - 11-1/2" NPS RH M	1 - 11-1/2" NPS RH F	RWC-3-49
RDM-9-3	Oxygen	50	45 40	310 950	20-100	3000	1 - 11-1/2" NPS RH M	1 - 11-1/2" NPS RH F	RWD-2-19 1st Stage RWD-2-36 2nd Stage
RDM-9-4	Oxygen	50	45 40	310 950	20-160	3000	1 - 11-1/2" NPS RH M	1 - 11-1/2" NPS RH F	RWD-2-19 1st Stage RWD-2-36 2nd Stage
RM-10-2	LPG Fuel Gas	45	40 35	480 940	0-45	400	1 - 11-1/2" NPS LH M	1 - 11-1/2" NPS LH F	RWC-3-59
RS-300-MAN	Nitrogen	170	160 150	800 1422	40-300	3000	1 - 11-1/2" NPS RH M	1 - 11-1/2" NPS RH F	RK-1020 (Repair Kit)

Part No.	Inlet/Outlet Connection (female)	Delivery Pressure (PSIG)	SCFH Air at 50 PSIG 100 PSIG inlet	SCFH Air at 100 psig 250 PSIG Inlet	Gauge Pressure Range
WMR-2-2	1/2" NPT	1-50	3000	3000	0-100
WMR-2-3	3/4" NPT	50-125	11,000	21,000	0-200
WMR-2-4	1/2" NPT	50-125	5000	10,000	0-200
WMR-2-5	1/2" NPT	100-200	3500	12,500	0-400
WMR-2-6	3/4" NPT	100-200	6000	20,000	0-400
WMR-2-8	1" NPT	100-200	6000	20,000	0-400

Part No.	Gas Service Connection SCFH	Delivery Lock-Up SCFH	Flowing Pressure	Flow Connection	Inlet	Outlet Connection
WSR-1-1	Oxygen	125 PSIG	120	760	7/8"-14 RH F, CGA-024	9/16"-18 RH M, CGA-022
WSR-1-2	Acetylene	15 PSIG	10	420	7/8"-14 LH F, CGA-025	9/16"-18 LH M, CGA-023

**Economy Rental Inflators**

Economy handtight rental inflators are durable, easy-to-install and easy-to-use. The rubber tilt valve is simple to replace if it gets damaged due to excessive wear and tear. Models are available with or without contents gauge. 3000 PSIG maximum inlet pressure. One year warranty. Made in the U.S.A.



Part No. R125G

**Deluxe Rental Inflators**

Deluxe rental inflators provide for quick filling of latex balloons. Most models feature a large, easy-to-use handtight cylinder connection to make installation simple and quick. Available with or without cylinder contents gauge. 3000 PSIG maximum inlet pressure. Two year warranty. Made in the U.S.A.



Part No. RPB-6HG

**Professional Foil/Latex Balloon Inflators**

Foil and latex balloon inflators are designed to quickly inflate foil balloons to the same size every time. An automatic shut-off for foil balloons eliminates costly balloon breakage. The latex filling outlet is available with a push valve or tilt valve for fast inflation of balloons. The large handtight connection provides for easy attachment to a cylinder. 3000 PSIG maximum inlet pressure. Two year warranty. Made in the U.S.A.



Part No. BR4HG

Part No.	CGA Inlet	Description
R125*	580	Economy Handtight Inflator
R125G	580	Economy Handtight Inflator with Contents Gauge
RPB-6	580	Deluxe Inflator, Wrench Connection
RPB-6G	580	Deluxe Inflator with Gauge, Wrench Connection
RPB-6H	580	Deluxe Inflator, Handtight Connection
RPB-6HG	580	Deluxe Inflator, Handtight Connection with Gauge
RPB-62HGV	580	Dual Inflator, Foil Filler with Tilt Valve, Handtight Connection, Gauge
BR4HG	580	Dual Inflator, Vertical Design, Foil Filler with Tilt Valve, Handtight Connection, Tie Hook, Ribbon Cutter

\* Sold in Retail Clamshell Packaging

**Replacement Valve and Tip Attachments**

Part No.	Description
<b>VALVES</b>	
RPB-5-1V	1/4" Male NPT Tilt Valve
RPB-5-2V	1/4" Male NPT Tilt Valve with Mylar Tip
RPB-5-1FV	Replacement Mylar Tip for Tilt Valve
RPB-5-1P	1/4" Male NPT Push Valve*
<b>TIPS</b>	
RPB-5-1F	Mylar Balloon Tip Attachment
RPB-5-1L	Latex Balloon Tip Attachment
RPB-5-1N	Needle Tip for valved, plugged latex balloons
RPB-5-1X	Helium/Air Mixer Attachment (60% Helium/40% Air)
RPB-5-1Z	Adjustable Helium/Air Mixer

\* Accepts all tips listed above

**A, B, C, and D Size Fittings**

Part No.	Description	Size	Service	Material
<b>A-SIZE (3/8"-24 THREAD) *B-SIZE (9/16"-18 THREAD)</b>				
0009	Oxygen RH	A-Size	CGA-020	Brass
0010	Acetylene/F.Gases LH	A-Size	CGA-021	Brass
0007	Oxygen RH	B-Size	CGA-022	Brass
SS-7	Oxygen RH	B-Size	CGA-022	St. Steel
0008	Acetylene/F.Gases LH	B-Size	CGA-023	Brass
<b>C-SIZE (7/8"-14 THREAD) *D-SIZE (1-1/4"-12 THREAD)</b>				
OC-7	Oxygen RH	C-Size	CGA-024	Brass
OC-8	Acetylene/F. Gases LH	C-Size	CGA-025	Brass
OD-7	Oxygen RH	D-Size	CGA-026	Brass
OD-8	Acetylene/F. Gases LH	D-Size	CGA-027	Brass

**HOSE NUTS**  
Pressures To 200 PSIG (1400 kPa)



Part No.	Description	Size	Length	Material
<b>A- SIZE (USE 9 or 10 NUT) * B-SIZE (USE 7 or 8 NUT)</b>				
0019	3/16" ID Hose	A-Size	1-1/4"	Brass
0018	3/16" ID Hose	B-Size	1-15/32"	Brass
0017	1/4" ID Hose	B-Size	1-15/32"	Brass
SS-17	1/4" ID Hose	B-Size	1-15/32"	St. Steel
17-W*	1/4" ID Hose	B-Size	1-15/32"	Brass
0216	5/16" ID Hose	B-Size	1-15/32"	Brass
0020	3/8" ID Hose	B-Size	1-15/32"	Brass
20-A	3/8" ID Hose	B-Size	1-3/4"	Brass
<b>C-SIZE (Use C-7 or C-8 NUT) * D-SIZE (USE D-7 or D-8 NUT)</b>				
C-20	3/8" ID Hose	C-Size	2"	Brass
C-19	1/4" ID Hose	C-Size	1-19/32"	Brass
C-18	1/2" ID Hose	C-Size	2-1/4"	Brass
C-17	1/2" ID Hose	C-Size	3-3/4"	Brass
D-17	1/2" ID Hose	D-Size	3-3/16"	Brass
D-18	3/4" ID Hose	D-Size	3-1/2"	Brass

**BARBED HOSE NIPPLES**  
Pressures To 200 PSIG (1400 kPa)



\*W = With O-Ring

Part No.	Description	Size	Length	Material
<b>A-SIZE (USE 9 or 10 NUT) * B-SIZE (USE 7 or 8 NUT)</b>				
0023	1/8" NPT	B-Size	1-1/2"	Brass
0013	3/16" ID Hose	A-Size	1-1/4"	Brass
0012	3/16" ID Hose	B-Size	1-13/32"	Brass
0011	1/4" ID Hose	B-Size	1-19/32"	Brass
0516	5/16" ID Hose	B-Size	1-19/32"	Brass
0138	3/8" ID Hose	B-Size	1-5/8"	Brass
<b>C-SIZE (USE C-7 or C-8 NUT) * D-SIZE (USE D-7 or D-8 NUT)</b>				
C-88	1/4" NPT	C-Size	2"	Brass
D-20	1/2" NPT	D-Size	2-1/2"	Brass

**SPIRAL & NPT HOSE NIPPLES**  
Pressures To 200 PSIG (1400 kPa)



Part No.	Description	Material	Part No.	Description	Material
<b>MALE NPT TO OXYGEN RH * MALE NPT TO ACET./F. GASES LH</b>					
0132	1/8" NPT to A-Size RH	Brass	0144	1/2" NPT to B-Size RH	Brass
0133	1/8" NPT to A-Size LH	Brass	0145	1/2" NPT to B-Size LH	Brass
0134	1/4" NPT to A-Size RH	Brass	C-34	1/4" NPT to C-Size RH	Brass
0135	1/4" NPT to A-Size LH	Brass	C-35	1/4" NPT to C-Size LH	Brass
0136	1/8" NPT to B-Size RH	Brass	C-40	3/8" NPT to C-Size RH	Brass
0137	1/8" NPT to B-Size LH	Brass	C-41	3/8" NPT to C-Size LH	Brass
0032	1/4" NPT to B-Size RH	Brass	C-32	1/2" NPT to C-Size RH	Brass
SS-32	1/4" NPT to B-Size RH	St. Steel	C-33	1/2" NPT to C-Size LH	Brass
0033	1/4" NPT to B-Size LH	Brass	D-34	1/2" NPT to D-Size RH	Brass
0142	3/8" NPT to B-Size RH	Brass	D-35	1/2" NPT to D-Size LH	Brass
SS-142	3/8" NPT to B-Size RH	St. Steel	D-32	3/4" NPT to D-Size RH	Brass
0143	3/8" NPT to B-Size LH	Brass	D-33	3/4" NPT to D-Size LH	Brass

**REGULATOR OUTLET BUSHINGS (ADAPTORS)**  
Pressures To 200 PSIG (1400 kPa)



**Hose Couplers & Adapters**

Part No.	Description	Size
A-SIZE: CGA-020 RH & CGA- 021 LH * B-SIZE: CGA-022 RH & CGA-023 LH		
0130	Oxygen RH, A-Size to A-Size	A-Size
0131	Acet/F. Gases LH, A-Size to A-Size	A-Size
0230	Oxygen RH, A-Size to B-Size	A-Size/B-Size
0231	Acet/F. Gases LH, A-Size to B-Size	A-Size/B-Size
0030	Oxygen RH, B-Size to B-Size	B-Size
0031	Acet/F. Gases LH, B-Size to B-Size	B-Size
C-SIZE: CGA-024 RH & CGA-025 LH * D-SIZE: CGA-026 RH & CGA-027 LH		
C-30	Oxygen RH, C-Size to C-Size	C-Size
C-31	Acetylene/F. Gases LH, C-Size to C-Size	C-Size
D-30	Oxygen RH, D-Size to D-Size	D-Size
D-31	Acetylene/F. Gases LH, D-Size to D-Size	D-Size

**HOSE COUPLERS, BRASS**  
Pressures To 200 PSIG (1400 kPa)



Part No.	Description	Gas	
0107	90° Male NPT to Female B-Size, RH	Oxygen	
0108	90° Male NPT to Female B-Size, LH	Acet/F. Gases	
0127	45° 1/4" Male NPT to Male B-Size, RH	Oxygen	
0128	45° 1/4" Male NPT to Male B-Size, LH	Acet/F. Gases	
0253	90° 1/4" Male NPT to Male B-Size, RH	Oxygen	
0254	90° 1/4" Male NPT to Male B-Size, LH	Acet/F. Gases	
0123	1/4" Male NPT to Female Swivel B-Size, RH	Oxygen	
0124	1/4" Male NPT to Female Swivel B-Size, LH	Acet/F. Gases	
0125	1/4" Male NPT to Female Swivel A-Size, RH	Oxygen	
0126	1/4" Male NPT to Female Swivel A-Size, LH	Acet/F. Gases	
0153	Female Swivel B-Size to 1/4" Male NPT, RH	Oxygen	
0154	Female Swivel B-Size to 1/4" Male NPT, LH	Acet/F. Gases	
0234	1/4" Female NPT to Female Swivel B-Size, RH	Oxygen	
0235	1/4" Female NPT to Female Swivel B-Size, LH	Acet/F. Gases	
0244	1/4" Female NPT to Male B-Size, RH	Oxygen	
0245	1/4" Female to Male B-Size, LH	Acet/F. Gases	
0103	Male A-Size to Female B-Size, RH	Oxygen	
0104	Male A-Size to Female B-Size, LH	Acet/F. Gases	
0105	Male B-Size to Female A-Size, RH	Oxygen	
0106	Male B-Size to Female A-Size, LH	Acet/F. Gases	
Part No.	Description	Size	Gas
14-0	Swivel to 1/4" ID Hose, RH	A-Size	Oxygen
0014	Swivel to 1/4" ID Hose, LH	A-Size	Acet/F. Gases
24-0	Swivel to 1/4" ID Hose, RH	B-Size	Oxygen
0024	Swivel to 1/4" ID Hose, LH	B-Size	Acet/F. Gases
Part No.	Description	Gas	
0544	Male 1/8" NPT to 3/16" ID Hose	Oxygen Oxygen Acet/F. Gases Oxygen Acet/F. Gases Oxygen Acet/F. Gases Oxygen Acet/F. Gases Oxygen Acet/F. Gases Oxygen Acet/F. Gases Oxygen Acet/F. Gases Oxygen Acet/F. Gases	
0545	Male 1/8" NPT to 1/4" ID Hose		
0548	Male 1/8" NPT to 1/8" ID Hose		
0540	Male 1/4" NPT to 3/16" ID Hose		
0541	Male 1/4" NPT to 1/4" ID Hose		
0542	Male 1/4" NPT to 5/16" ID Hose		
0543	Male 1/4" NPT to 3/8" ID Hose		
0549	Male 1/4" NPT to 1/8" ID Hose		
0539	Male 3/8" NPT to 3/8" ID Hose		
0537	Male 3/8" NPT to 1/4" ID Hose		
C-42	Male 1/2" NPT to 1/2" ID Hose		
0551	Female 1/8" NPT to 3/16" ID Hose		
0552	Female 1/8" NPT to 1/4" ID Hose		
0554	Female 1/4" NPT to 3/16" ID Hose		
0555	Female 1/4" NPT to 1/4" ID Hose		
0556	Female 1/4" NPT to 5/16" ID Hose		
0557	Female 1/4" NPT to 3/8" ID Hose		
0558	Female 3/8" NPT to 1/4" ID Hose		
Part No.	Description	Gas	
0040	Male B-Size, RH to 3/16" ID Hose Barbed	Oxygen	
40-B	Male B-Size, RH to 1/4" ID Hose Barbed	Oxygen	
0041	Male B-Size, LH to 3/16" ID Hose Barbed	Acet/F. Gases	
41-B	Male B-Size, LH to 1/4" ID Hose Barbed	Acet/F. Gases	
0043	Male B-Size, LH to 3/16" ID Hose Spiral	Acet/F. Gases	

**HOSE ADAPTORS, BRASS**  
Pressures To 200 PSIG (1400 kPa)



**Hose Splicers, Torch Tip Nuts & Chain and Plug Assemblies**

Part No.	Description	Style
0035	3/16" to 3/16" ID Hose	Spiral Hex
0034	1/4" to 1/4" ID Hose	Spiral Hex
0238	3/8" to 3/8" ID Hose	Spiral Hex
0038	3/16" to 3/16" ID Hose	Barb Hex
0039	3/16" to 1/4" ID Hose	Barb Hex
0037	1/4" to 1/4" ID Hose	Barb Hex
0139	5/16" to 5/16" ID Hose	Barb Hex
0149	3/8" to 3/8" ID Hose	Barb Hex
C-38	1/2" to 1/2" ID Hose	Barb Hex
D-38	3/4" to 3/4" ID Hose	Barb Hex
0045	3/16" to 3/16" ID Hose	Barb Round
0044	1/4" to 1/4" ID Hose	Barb Round
0046	5/16" to 5/16" ID Hose	Barb Round
0047	3/8" to 3/8" ID Hose	Barb Round
0048	1/2" to 1/2" ID Hose	Barb Round
0053	1/8" to 1/8" ID Hose	Barb No Stop
0055	3/16" to 3/16" ID Hose	Barb No Stop
0054	1/4" to 1/4" ID Hose	Barb No Stop
0056	5/16" to 5/16" ID Hose	Barb No Stop
0057	3/8" to 3/8" ID Hose	Barb No Stop
C-37	1/2" to 1/2" ID Hose	Barb No Stop

**HOSE SPLICERS, BRASS**  
Pressures to 200 PSIG (1400 kPa)



Part No.	Thread Size	Material	Replaces
TN1-1	7/8" - 20	Brass	Harris 2459
TN1-2	7/8" - 20	Brass	Harris 6259-B
TN2-1	15/16" - 18	Brass	Victor 0309-0018
TN2-2	7/8" - 20	Brass	Victor 0309-0003
TN3-1	7/8" - 20	Brass	Linde 33-A-59
TN4-1	7/8" - 20	Brass	Airco 831-2259

**TORCH TIP NUT REPLACEMENTS**  
TIP NUTS FOR CUTTING TORCHES & ATTACHMENTS



Part No.	Description	Size	Service
B-SIZE (9/16"-18 THREAD) * C-SIZE (7/8"-14 THREAD) * D-SIZE (1 1/4"-12 THREAD)			
0927	2-Piece Assembly, Gas Tight Seal, Female Oxygen RH Nut & Plug	B-Size	CGA-022
0928	2-Piece Assembly, Gas Tight Seal, Female Acetylene LH Nut & Plug	B-Size	CGA-023
DC-B7	1-Piece Dust Cap, Not Gas Tight, Female Oxygen RH	B-Size	CGA-022
DC-B8	1-Piece Dust Cap, Not Gas Tight, Female Acetylene LH	B-Size	CGA-023
C-907	2-Piece Assembly, Gas Tight Seal, Female Oxygen, RH Nut & Plug	C-Size	CGA-024
C-908	2-Piece Assembly, Gas Tight Seal, Female Acetylene LH Nut & Plug	C-Size	CGA-025
DC-C7	1-Piece Dust Cap, Not Gas Tight, Female Oxygen RH	C-Size	CGA-024
DC-C8	1-Piece Dust Cap, Not Gas Tight, Female Acetylene LH	C-Size	CGA-025
D-907	2-Piece Assembly, Gas Tight Seal, Female Oxygen RH, Nut & Plug	D-Size	CGA-026
D-908	2-Piece Assembly, Gas Tight Seal, Female Acetylene, LH, Nut & Plug	D-Size	CGA-027

**CHAIN & PLUG ASSEMBLIES, BRASS**



**Inert Arc Fittings for MIG/TIG Torches**

Part No.	Description	Size	Service
A-SIZE (3/8"-24) * B-SIZE (5/8"-18) * C-SIZE (7/8"-14)			
0009	Inert Gas, Female RH	A-Size	CGA-020
0010	Water, Female LH	A-Size	CGA-021
AW-21	Water, Male LH	A-Size	CGA-031
AW-21A	Inert Gas, Male RH	A-Size	CGA-030
Use Above With AW-13, AW-24, A-Size Cable Nipples			
AW-7	Air-Water, Female RH	B-Size	-
Use Above With AW-30 and AW-32 Couplers			
AW-14	Water, Male LH	B-Size	CGA-033
AW-14A	Inert Gas, Male RH	B-Size	CGA-032
Use Above With All B-Size Inert Arc Nipples			
AW-10	Water, Male LH	C-Size	CGA-035
AW-10A	Inert Gas, Male RH	C-Size	CGA-034
Use Above With All C-Size Power Cable Nipples			

**INERT ARC NUTS, BRASS (TIG)**  
Pressures to 200 PSIG (1400 kPa)



Part No.	Description	Size
A-SIZE (3/8"-24) * B-SIZE (5/8"-18)		
AW-24	2" Long, Barb for 1/8" ID Hose	A-Size
AW-13	2" Long, Barb for 3/16" ID Hose	A-Size
Use Above With 9, 10, AW-21, AW-21A Nuts		
AW-3	2.175" Long, 1/8" NPT	B-Size
AW-16	2-7/32" Long, Barb for 1/8" ID Hose	B-Size
AW-17	2-7/32" Long, Barb for 1/4" ID Hose	B-Size
AW-18	2-7/32" Long, Barb for 3/16" ID Hose	B-Size
AW-19	2-7/32" Long, Barb for 3/8" ID Hose	B-Size
AW-20	2-7/32" Long, Barb for 5/16" ID Hose	B-Size
Use Above With AW-14, AW-14A, AW-7 Nuts		
AW-16B	1-13/32" Long, for 1/8" ID Hose, .190 OD	B-Size
AW-40	2" Long, Undersized 1/8" Barb	B-Size
AW-47	2-7/32" Long, Special 1/4" Barb	B-Size

**INERT ARC NIPPLES, BRASS (TIG)**  
Pressures to 200 PSIG (1400 kPa)



Part No.	Description	Size
MALE TO FEMALE AIR-WATER CONNECTIONS FOR INERT ARC WELDING A-SIZE (3/8"-24) * B-SIZE (5/8"-18) * C-SIZE (7/8"-14)		
AW-12	1/8" NPT Male to A-Size Female LH Water	A-Size
AW-12A	1/8" NPT Male to A-Size Female RH Inert Gas	A-Size
AW-152	1/8" NPT Male to B-Size Female LH Water	B-Size
AW-152A	1/8" NPT Male to B-Size Female RH Inert Gas	B-Size
AW-15	1/4" NPT Male to B-Size Female LH Water	B-Size
AW-15A	1/4" NPT Male to B-Size Female RH Inert Gas	B-Size
AW-28	9/16"-18 Male to B-Size Female LH	B-Size
AW-28A	9/16"-18 Male to B-Size Female RH	B-Size
AW-27	1/4" NPT Male to C-Size Female LH Water	C-Size
AW-27A	1/4" NPT Male to C-Size Female RH Inert Gas	C-Size

**INERT ARC ADAPTORS, BRASS**  
Pressures to 200 PSIG (1400 kPa)



## Inert Arc Fittings for MIG/TIG Torches

Part No.	Description
B-SIZE (5/8"-18)	
AW-403	RHM to CGA-022 9/16"-18 RHM
AW-404	LHM to B-Size RHM
AW-405	RHF to CGA-022 9/16"-18 RHF
AW-406	LHF to B-Size RHF
AW-407	RHM to B-Size RHF -90°
AW-408	RHM to B-Size LHF -90°
AW-409	RHM to B-Size RHM
AW-423	RHM to CGA-023 9/16"-18 LHM
AW-424	LHM to CGA-023 9/16"-18 LHM
AW-425	RHF to CGA-023 9/16"-18 LHF
AW-426	LHF to CGA-023 9/16"-18 LHF
AW-427	RHM to 1/4" NPT M
AW-428	LHM to 1/4" NPT M
AW-432	RHM to CGA-022 9/16"-18 RHF
AW-432B	9/16" - 18 F to 5/8" - 18 F
AW-433	RHM to CGA-023 9/16"-18 LHF

### INERT ARC HOSE & TORCH ADAPTORS, BRASS Pressures to 200 PSIG (1400 kPa)



Part No.	Description	Size
A-SIZE (3/8"-24) * B-SIZE (5/8"-18) * C-SIZE (7/8"-14)		
AW-430A	CGA-030 RH Female to A-Size RH Female	A-Size
AW-431A	CGA-031 LH Female to A-Size LH Female	A-Size
AW-430	CGA-032 RH Female to B-Size RH Female	B-Size
AW-431	CGA-033 LH Female to B-Size LH Female	B-Size
AW-430B	1/4" NPT Female to CGA-032 RH Female	B-Size
AW-431B	1/4" NPT Female to CGA-033 LH Female	B-Size
AW-430C	CGA-034 RH Female to C-Size RH Female	C-Size
AW-431C	CGA-035 LH Female to C-Size LH Female	C-Size

### INERT ARC HOSE COUPLERS, BRASS Pressures to 200 PSIG (1400 kPa)



Part No.	Description	Size
AW-30	Male RH to B-Size Male RH	B-Size
AW-32	1/4"-18 NPT Male to B-Size Male RH	B-Size
AW-34	Male RH to 9/16"-18 Male RH	B-Size
AW-35	Male LH to 9/16"-18 Male LH	B-Size

### INERT ARC AIR-WATER COUPLERS, BRASS Pressures to 200 PSIG (1400 kPa)



Part No.	Description	Size
A-SIZE (3/8"-24) * B-SIZE (5/8"-18) * C-SIZE (7/8"-14)		
AW-110	RH Female to A-Size RH Female, 2-15/16" Long	B-Size
AW-105	RH Female to B-Size RH Female, 3/4" Hex, 2-1/8" Long	B-Size
AW-106	RH Female to B-Size RH Female, 3/4" Hex, 2-1/8" Long	B-Size
AW-107	LH Female to B-Size LH Female, 3/4" Hex, 2-1/8" Long	B-Size
AW-108	RH Female to B-Size RH Female, 1-1/8" Hex, 2" Long	C-Size
AW-109	LH Female to B-Size LH Female, 1-1/8" Hex, 2" Long	C-Size

### INERT ARC POWER CABLE ADAPTORS, BRASS (TIG) Pressures to 200 PSIG (1400 kPa)



**Inert Arc Fittings for MIG/TIG Torches & "Y" Connections and Valves**

Part No.	Description	Size
<b>ONE-PIECE POWER CABLE NIPPLE &amp; TUBE CONNECTOR FOR CRIMPING</b> A-SIZE (3/8"-24) * B-SIZE (5/8"-18)		
AW-44	1/8" ID Hose, .22 OD Tube, 1-3/4" Long	A-Size
AW-45	3/16" ID Hose, .245 OD Tube, 2-3/8" Long	A-Size
AW-46	3/8" ID Hose, .367 OD Tube, 2-3/4" Long	B-Size
<b>B-SIZE NIPPLES WITH COPPER TUBE FOR CRIMPING CABLE,</b> USE WITH AW-14 & AW-14A NUT B-SIZE (5/8"-18)		
AW-49	.219" OD Copper Tube, 2-3/8" Long Overall	B-Size
AW-50	.312" OD Copper Tube, 2.75" Long Overall	B-Size
<b>C-SIZE NIPPLES FOR CRIMPING CABLE, USE WITH AW-10 &amp; AW-10A NUT</b> C-SIZE (7/8"-14)		
AW-23	.312" OD Copper Tube, 3-11/32" Long	C-Size
AW-26	.225" OD Brass Tube, 1.45" Long	C-Size
AW-52	.375" OD Copper Tube, 3-3/8" Long	C-Size
AW-54	.312" OD Copper Tube, 3-1/32" Long	C-Size

**INERT ARC POWER CABLE NIPPLES & CONNECTOR ASSEMBLIES, BRASS**  
Pressures To 200 PSIG (1400 kPa)



Part No.	Description
<b>ASSEMBLIES WITH COPPER TUBE FOR CRIMPING CABLE</b> COPPER OR BRASS NIPPLE & SWIVEL NUT	
AW-22	Nipple & .312 OD Copper Tube with Brass A-Size LH Swivel Nut, 2-13/16" Long
AW-22A	Nipple & .312 OD Copper Tube with Brass A-Size RH Swivel Nut, 2-13/16" Long
AW-25	Nipple & .312 OD Copper Tube with Brass A-Size Female Swivel Nut, 2-5/8" Long
AW-51	Nipple & .375" OD Copper Tube with 7/16"-20 Female Nut, 2-5/16" Long
AW-53	Nipple & .218" OD Copper Tube with RH 1/4"-28 Female Nut, 1-15/16" Long
AW-55	Nipple & .312" OD Copper Tube with 7/16"-20 Female Nut, 2" Long
AW-56	Nipple & .375" OD Copper Tube with 5/8"-18 RH Male Nut (AW14-A), 3-1/4" Long

**INERT ARC POWER CABLE NUT, NIPPLE & COPPER TUBE ASSEMBLIES**



Part No.	Description	
<b>A-SIZE (3/8"-24 THREAD) * B-SIZE (9/16"-18 THREAD)</b>		
0101	Oxygen RH: B-Size F Inlet to B-Size M Outlets	CGA-022
0102	Acetylene/F. Gases LH: B-Size F Inlet to B-Size M Outlets	CGA-023
0113	Oxygen RH: A-Size F Inlet to A-Size M Outlets	CGA-020
0114	Acetylene/F. Gases LH: A-Size F Inlet to A-Size M Outlets	CGA-021
0401	Inert Gas RH: 5/8"-18 M Inlet to 5/8"-18 F Outlets	CGA-032
0402	Water, Industrial Air LH: 5/8"-18 M Inlet to 5/8"-18 F Outlets	CGA-033
<b>PRESSURES TO 3000 PSIG (20,700 kPa)</b>		
111-5	Short "Y" Connection: 1/4" NPT F Inlet to 1/4" NPT F Outlets	--
111-6	Short "Y" Connection: 1/8" NPT F Inlet to 1/4" NPT F Outlets	--

**"Y" CONNECTIONS, BRASS**  
PRESSURES TO 200 PSIG (1400 kPa)



## "Y" Connections and Valves

Part No.	Description	Service
A-Size 3/8"-24 Thread * B-Size 9/16"-18 Thread		
0111*	Oxygen RH: B-Size F Inlet to B-Size M Outlets	CGA-022
0112*	Acetylene/F. Gases LH: B-Size F Inlet to B-Size M Outlets	CGA-023
0115	Oxygen RH: A-Size F Inlet to A-Size M Outlets	CGA-020
0116	Acetylene/F. Gases LH: A-Size F Inlet to A-Size M Outlets	CGA-021
0411	Inert Gas RH: 5/8"-18 M Inlet to 5/8"-18 F Outlets	CGA-032
0412	Water, Industrial Air LH: 5/8"-18 M Inlet to 5/8"-18 F Outlets	CGA-033

\*Sold in retail clamshell packaging

### VALVED "Y" CONNECTIONS, BRASS PRESSURES TO 200 PSIG (1400 kPa)

- For use of two cutting and/or two welding torches at once
- Precision shut off valves



Part No. 0111

Part No.	Description	Service	Gas
1/2" NPT MALE INLET * 7/8"-14 CGA MALE OUTLET			
WSV-1-1	RH, Gas Tight Plug/Chain	CGA-024	Oxygen
WSV-1-2	LH, Gas Tight Plug/Chain	CGA-025	Fuel Gas
WSV-1-1P	RH, No Outlet Protection	CGA-024	Oxygen
WSV-1-2P	LH, No Outlet Protection	CGA-025	Fuel Gas

### VALVES, BRASS PRESSURES TO 200 PSIG (1400 kPa) UL Listed



Part No. WSV-1-1P

Part No.	Body & Seat Style	Description	Max PSIG
SS-110S	Male, Metal-To-Metal Seat	For corrosive gases	6000
SS-110K	Male, Soft Seat	Minimal force shut-off	3000
SS-110M	Male, Metering Seat	Fine thread for accuracy	6000
SS-120S	Male 90°, Metal-To-Metal Seat	For corrosive gases	6000
SS-120K	Male 90°, Soft Seat	Minimal force shut-off	3000
SS-120M	Male 90°, Metering Seat	Fine thread for accuracy	6000
SS-130S	Female, Metal-To-Metal Seat	For corrosive gases	6000
SS-130M	Female, Metering Seat	Fine thread for accuracy	6000
REPLACEMENT CARTRIDGES			
SS-CS	Metal-To-Metal Seat Cartridge		
SS-CK	Soft Seat Cartridge		

### CARTRIDGE VALVES STAINLESS STEEL, 1/4" NPT M x 1/4" NPT M



110 Body Style

Part No.	Service	Inlet	Outlet
B-SIZE (9/16"-18 THREAD)			
0203	Oxygen CGA-022	B-Size Female Swivel Nut RH	B-Size Male RH
0204	Acetylene/F. Gases CGA-023	B-Size Female Swivel Nut LH	B-Size Male LH
0205	Oxygen CGA-022	1/4" NPT Male	B-Size Male RH
0206	Acetylene/F. Gases CGA-023	1/4" NPT Male	B-Size Male LH
0207	Oxygen CGA-022	B-Size Male RH	1/4" NPT Male
0208	Acetylene/F. Gases CGA-023	B-Size Male LH	1/4" NPT Male
208-F	Acetylene/F. Gases CGA-023	B-Size Male LH	1/4" NPT Female
0212	Acetylene/F. Gases CGA-023	B-Size Male LH	1/8" NPT Female
0209	Oxygen CGA-022	B-Size Male RH	B-Size Male RH
0210	Acetylene/F. Gases CGA-023	B-Size Male LH	B-Size Male LH
215-AR	Inert Gas CGA-032	1/4" NPT Male	5/8"-18 Female RH
215-AL	Inert Gas CGA-033	1/4" NPT Male	5/8"-18 Female LH
215-FR	Inert Gas CGA-032	5/8"-18 Male Swivel Nut RH	5/8"-18 Female RH
PRESSURES TO 3000 PSIG (20,700 kPa)			
211-E	All Non-Corrosive Gases:	1/8" NPT Male	1/8" NPT Male
0211		1/4" NPT Male	1/4" NPT Male
0217		1/4" NPT Male	1/4" NPT Female
0218		1/4" NPT Female	1/4" NPT Male
218-D		1/4" NPT Female	1/4" NPT Female

### BRASS BODY VALVES FOR NON-CORROSIVE GASES PRESSURES TO 200 PSIG (1400 kPa)



Part No. 0205



Part No. 215-AR

**Valves and Crimping Tools**

Part No.	Description
	1/4" NPT Inlet Relief Valves
WMV-4-22	22 PSIG Setting
WMV-4-35	35 PSIG Setting
WMV-4-50	50 PSIG Setting
WMV-4-100	100 PSIG Setting
WMV-4-125	125 PSIG Setting
WMV-4-230	230 PSIG Setting
WMV-4-235	235 PSIG Setting
WMV-4-350	350 PSIG Setting
WMV-4-7	Pipe-away Adaptor, All Models
	1/2" NPT Inlet Relief Valves
WMV-8-60	60 PSIG Setting
WMV-8-75	75 PSIG Setting
WMV-8-100	100 PSIG Setting
WMV-8-150	150 PSIG Setting
WMV-8-200	200 PSIG Setting
WMV-8-250	250 PSIG Setting
WMV-8-7	Pipe-away Adaptor, All Models

**SAFETY RELIEF VALVES, BRASS**



Part No. WMV-4-125

Part No.	Inside	Length	Metal No.
Dimensions In Inches			
9116	.448 x .890	15/32"	.019
9979	.474 x .943	15/32"	.019
9940-P	.535 x 1.071	3/4"	.024
0453	.593 x 1.238	3/4"	.025
453-A	.640 x 1.310	3/4"	.025
0454	.700 x 1.325	3/4"	.025

**BRASS DUAL HOSE BRACES, OVAL**



Part No. 9116

Part No. 9940-P

Part No.	For Hose ID	Clamp ID
0500	3/16"	7/16"
0501	1/4"	1/2"
0502	1/4"	9/16"
0503	3/8"	5/8"
0504	3/8"	11/16"
0505	3/4"	3/4"
0506	1/2"	15/16"

**BRASS HOSE CLAMPS**



Part No. 0500

Part No. 0502

Part No.	Description
Crimp with Hammer Strike or Vise Pressure:	
OC-1	2 Hole Jaw 5/8" Wide, Use on 3/16", 1/4" Hose
OC-3	3 Hole Jaw 1" Wide, Use on 3/16", 1/4", 3/8" Hose
C-3B	3 Hole Jaw 1" Wide, Use on 1/4", 5/16", 3/8" Hose
Crimp with Hand-Grip Pressure:	
OC-5	2 Hole Jaw 1/2" Wide, Use on 3/16", 1/4" Hose
C-5A	3 Hole Jaw 1/2" Wide, Use on 1/8", 3/16" Hose
OC-6	2 Hole Jaw 1/2" Wide, Use on 5/16", 3/8" Hose

**HAND-HELD FERRULE CRIMP TOOLS**



Part No. C-5A

Part No. OC-3

## Crimping Tools and Brass Hose Ferrules

Part No.	Description
5111-A	Bench Model Hose Crimper Dies need to be ordered separately Dies are available in standard sets listed in Ferrule Each set includes four segments. Dies are available with plain contracting surface (CD) or special three-ribbed surface (CDR). Sets are ordered by using die numbers in the Ferrule Table. Examples: Plain Die for Ferrule K-K: Order CD-38 Ribbed Die for Ferrule K-K: Order CDR-37

**BENCH FERRULE CRIMPING TOOL**



Part No. 5111-A

Part No.	Description
CR-100	Heavy-Duty Ferrule Crimp Machine
Crimps Ferrules on 3/16", 1/4", 5/16", 3/8" Hose. Die Width 1/2"	

**HEAVY-DUTY FERRULE CRIMP MACHING**



Part No. CR-100

Part No.	Inside		Recommended Hand Crimp Tool	5111-A Die	
	Diameter	Length		Plain	Ribbed
Listed By Size In Inches * Smallest To Largest ID					
6231	.330	1/2"	C-5A	-	CDR-46
0833	.358	1/2"	C-5A	-	CDR-45
0622	.380	1/2"	C-5A	-	-
0620	.410	1/2"	C-5A	-	-
0769	.450	9/16"	C-1, C-5, C-5A, CR-100	-	CDR-41
4750	.478	11/16"	CR-100	-	CDR-41
0624	.500	1/2"	CR-100	-	CDR-40
7322	.500	1"	C-3B	-	CDR-39
0625	.525	1/2"	C-3B	-	CDR-39
7323	.525	1"	C-3B	CD-39	CDR-38
0626	.548	31/64"	C-3B	CD-39	CDR-38
7325	.562	1"	C-3B, C-5, CR-100	CD-38	CDR-37
3588	.564	3/4"	C-3B, C-5, CR-100	CD-38	CDR-37
0K-K	.575	31/64"	C-1, C-3B, C-5, C-3, CR-100	CD-38	CDR-37
7326	.593	1"	C-1, C-3B, C-3, C-5	-	CDR-36
0J-J	.600	1/2"	C-1, C-3B, C-3, C-5	-	CDR-36
0I-I	.625	1/2"	C-3B, C-6, CR-100	-	CDR-35
7327	.625	1"	C-3B, C-6, CR-100	-	CDR-35
0H-H	.650	1/2"	C-6	-	CDR-34
7328	.656	1"	C-3B, C-6, CR-100	-	CDR-34
0G-G	.675	33/64"	C-3B, C-6, CR-100	-	-
7329	.687	1"	C-3, C-6, CR-100	-	-
0F-F	.700	33/64"	C-3, C-6, CR-100	-	CDR-32
7330-B	.718	1"	C-3, C-6	-	-
0E-E	.725	17/32"	C-3, C-6	-	-
7331	.750	1"	C-3, C-6	-	-
0C-C	.775	17/32"	C-3, C-6	-	-
7332	.781	1"	C-3, C-6	-	-
7333	.812	1"	5111-A**	CD-28	-
7244-A	.875	27/32"	5111-A**	CD-26	CDR-25
5029-A	.900	27/32"	5111-A**	CD-25	-
7242-A	.937	27/32"	5111-A**	-	-
5028-A	.975	27/32"	5111-A**	CD-22	-

**BRASS HOSE FERRULES**



See above for listing and descriptions of all Western hand crimp tools and model 5111-A bench tool.  
\*\*Use of hand tool is not recommended. Model 5111-A is a heavy-duty bench style ferrule machine.

**Hose Repair Kits and Pipe Thread Elbows**

**Hose Repair Kits**

Hose repair kits include crimping tool, nuts, couplers, splicers, nipples and ferrules. Fast, easy concave crimp ensures strong connections. Convenient plastic case is durable and includes a full color label and description chart.

(See previous page for more information on the crimp tools included in the kits)

Part No.	Description
<b>HOSE REPAIR KITS WITH "HAMMER-STRIKE" CRIMP TOOL: A-SIZE (3/8"-24) &amp; B-SIZE (9/16"-18) FITTINGS</b>	
CK-1	Kit with C-1 Crimp Tool for 3/16", 1/4" ID Hose
CK-3	Kit with C-3 Crimp Tool for 3/16", 1/4", 3/8" ID Hose
CK-20	Kit with C-1 Crimp Tool for 3/16", 1/4" ID Hose
CK-22	Kit with C-1 Crimp Tool, for 1/4" ID Hose, B-Size Fittings Only
<b>HOSE REPAIR KITS WITH "HAND-GRIP" CRIMP TOOL: A-SIZE (3/8"-24) &amp; B-SIZE (9/16"-18) FITTINGS</b>	
CK-5	Kit with C-5 Crimp Tool for 3/16", 1/4" ID Hose
CK-6	Kit with C-6 Crimp Tool for 5/16", 3/8" ID Hose
CK-24	Kit with C-5 Crimp Tool for 3/16", 1/4" ID Hose
CK-26	Kit with C-5 Tool for 1/4" ID Hose, B-Size Fittings Only
<b>HOSE REPAIR KIT B-SIZE (9/16"-18) FITTINGS ONLY</b>	
CK-7	B-Size (9/16"-18) Kit, 189 Fittings in Case (Does not include Crimp Tool)
<b>HOSE REPAIR KIT CASE ONLY</b>	
A10004	Western Kit Case, 11" x 7" x 1-1/4"



Part No. CK-3



Part No. CK-5

**BRASS FERRULE & CRIMPING TOOL KIT**

Part No.	Description
CK-10	Ferrule Kit, 134 Pieces, C-3B Crimp Tool

Part No.	Description	Material	Max PSIG (kPa)
<b>(90° Female to Female NPT)</b>			
BEL-4-4LP	1/4" x 1/4"	Brass	1000 (6900)
BEL-4HP	1/4" x 1/4"	Brass	3000 (20,700)
BEL-6HP	3/8" x 3/8"	Brass	3000 (20,700)
BEL-8HP	1/2" x 1/2"	Brass	3000 (20,700)
<b>(90° Female to Male NPT)</b>			
BL-2-2LP	1/8" x 1/8"	Brass	1000 (6900)
BL-2HP	1/8" x 1/8"	Brass	3000 (20,700)
BL-4-2LP	1/4" x 1/8"	Brass	1000 (6900)
BL-4-4LP	1/4" x 1/4"	Brass	1000 (6900)
BL-4SS	1/4" x 1/4"	Stainless Steel	6000 (41,300)
BL-4HP	1/4" x 1/4"	Brass	3000 (20,700)
BL-6HP	3/8" x 3/8"	Brass	3000 (20,700)
BL-8HP	1/2" x 1/2"	Brass	3000 (20,700)
<b>(45° Female to Male NPT)</b>			
BSL-4-4LP	1/4" x 1/4"	Brass	1000 (6900)
BSL-4HP	1/4" x 1/4"	Brass	3000 (20,700)

**PIPE THREAD ELBOWS**

Part No. BL-4-4HP



Part No. BEL-4HP

Part No. BSL-4HP

## Pipe Thread Fittings

Part No.	Description	Material	Max PSIG (kPa)
4-Way Female:			
BCR-4LP	1/4" NPT	Brass	1000 (6900)
BCR-4HP	1/4" NPT	Brass	3000 (20,700)
BCR-4SS	1/4" NPT	St. Steel	6000 (41,300)

### PIPE THREAD CROSSES



Part No.	Description	Material	Max PSIG (kPa)
3-Way Female:			
BFT-2LP	1/8" NPT	Brass	1000 (6900)
BFT-2HP	1/8" NPT	Brass	3000 (20,700)
BFT-4LP	1/4" NPT	Brass	1000 (6900)
BFT-4HP	1/4" NPT	Brass	3000 (20,700)
BFT-4SS	1/4" NPT	St. Steel	6000 (41,300)
BFT-6HP	3/8" NPT	Brass	3000 (20,700)
BFT-12HP	3/4" NPT	Brass	3000 (20,700)
Female x Male:			
BMT-2HP	1/8" NPT (Branch)	Brass	3000 (20,700)
BMT-4LP	1/4" NPT (Branch)	Brass	1000 (6900)
BST-4LP	1/4" NPT (Street)	Brass	1000 (6900)
BMT-4HP	1/4" NPT (Branch)	Brass	3000 (20,700)
BST-4HP	1/4" NPT (Street)	Brass	3000 (20,700)

### PIPE THREAD TEES



Part No.	Description	Length	Hex
BRASS, PRESSURES TO 3000 PSIG (20,700 kPa)			
BF-4-2HP	1/4" NPT x 1/8" NPT	1.093"	3/4"
BF-6-4HP	3/8" NPT x 1/4" NPT	1.281"	7/8"
BF-8-4HP	1/2" NPT x 1/4" NPT	1.671"	1-1/8"
BF-12-8HP	3/4" NPT x 1/2" NPT	1.700"	1-3/8"

### PIPE THREAD REDUCER COUPLINGS, FEMALE TO FEMALE



Part No.	Description	Material	Length	Hex
BA-4-2HP	1/4" NPT x 1/8" NPT	Brass	1.062"	3/4"
BA-4HP	1/4" NPT x 1/4" NPT	Brass	1.281"	3/4"
BA-6-4HP	3/8" NPT x 1/4" NPT	Brass	1.312"	7/8"
BA-8-4HP	1/2" NPT x 1/4" NPT	Brass	1.500"	1-1/8"
BA-8-6HP	1/2" NPT x 3/8" NPT	Brass	1.562"	1-1/8"

### PIPE THREAD ADAPTORS, FEMALE TO MALE To 3000 PSIG (20,700 kPa):



Part No.	Description	Material	Length	Hex
To 3000 PSIG (20,700 kPa):				
B-2HP	1/8" NPT x 1/8" NPT	Brass	.937"	7/16"
B-4HP	1/4" NPT x 1/4" NPT	Brass	1.437"	5/8"
B-6HP	3/8" NPT x 3/8" NPT	Brass	1.500"	11/16"
B-8HP	1/2" NPT x 1/2" NPT	Brass	1.875"	7/8"
B-9HP	3/4" NPT x 3/4" NPT	Brass	1.937"	1-1/8"
To 6000 PSIG (41,300 kPa):				
B-4SS	1/4" NPT x 1/4" NPT	St. Steel	1.437"	5/8"

### PIPE THREAD HEX NIPPLES, MALE TO MALE



**Pipe Thread Fittings**

Part No.	Description	Material	Length	Hex
To 3000 PSIG (20,700 kPa)				
BF-2HP	1/8" NPT x 1/8" NPT	Brass	.800"	9/16"
BF-4HP	1/4" NPT x 1/4" NPT	Brass	1.187"	3/4"
BF-6HP	3/8" NPT x 3/8" NPT	Brass	1.180"	7/8"
BF-8HP	1/2" NPT x 1/2" NPT	Brass	1.500"	1-3/8"
BF-12HP	3/4" NPT x 3/4" NPT	Brass	1.520"	1-3/8"
To 6000 PSIG (41,300 kPa)				
BF-4SS	1/4" NPT x 1/4" NPT	St. Steel	1.187"	3/4"

**PIPE THREAD COUPLINGS, FEMALE TO FEMALE**



Part No.	Description	Material	Length	Hex
B-4-2HP	1/4" NPT x 1/8" NPT	Brass	1.250"	5/8"
B-6-4HP	3/8" NPT x 1/4" NPT	Brass	1.467"	11/16"
B-8-4HP	1/2" NPT x 1/4" NPT	Brass	1.687"	7/8"
B-8-6HP	1/2" NPT x 3/8" NPT	Brass	1.718"	7/8"

**PIPE THREAD REDUCER BUSHINGS, MALE TO MALE PRESSURES TO 3000 PSIG (20,700 kPa)**

Part No. B-4-2HP



Part No.	Description	Material	Length	Hex
BE-2-25HP	1/8" NPT	Brass	2-1/2"	9/16"
BE-4-3HP	1/4" NPT	Brass	3"	3/4"

**PIPE THREAD EXTENSION ADAPTORS, FEMALE TO MALE PRESSURES TO 3000 PSIG (20700 kPa)**

Part No. BE-4-3HP



Part No.	Description	Material	Length	Hex
BB-2-4HP	1/8" NPT x 1/4" NPT	Brass	.875"	5/8"
BB-2-6HP	1/8" NPT x 3/8" NPT	Brass	.906"	11/16"
BB-4-6HP	1/4" NPT x 3/8" NPT	Brass	.968"	3/4"
BB-4-8HP	1/4" NPT x 1/2" NPT	Brass	1.125"	7/8"
BB-4-12HP	1/4" NPT x 3/4" NPT	Brass	1.168"	1-1/8"
BB-6-8HP	3/8" NPT x 1/2" NPT	Brass	1.125"	7/8"
BB-8-12HP	1/2" NPT x 3/4" NPT	Brass	1.168"	1-1/8"

**PIPE THREAD BUSHINGS, FEMALE TO MALE PRESSURES TO 3000 PSIG (20,700 kPa)**

Part No. BB-4-8HP



Part No.	Description	Material	Hex
PRESSURES TO 3000 PSIG (20,700 kPa)			
PC-2HP	Cap, 1/8" NPT F	Brass	5/8"
PC-4HP	Cap, 1/4" NPT F	Brass	3/4"
PC-6HP	Cap, 3/8" NPT F	Brass	7/8"
PC-8HP	Cap, 1/2" NPT F	Brass	1-1/8"
P-4HP	Hex Plug, 1/4" NPT M	Brass	5/8"
PRESSURES TO 6000 PSIG (41,300 kPa)			
P-4SS	Hex Plug, 1/4" NPT	Stainless Steel	5/8"

**PIPE THREAD CAPS & PLUGS**



## Pipe Thread Fittings, Regulator Inlet Filters and Rings for Nipples & Nuts and Nipples

Part No.	Description	Material	Length
BN-2-25HP	1/8" NPT	Brass	2-1/2"
BN-4-15HP	1/4" NPT	Brass	1-1/2"
BN-4-20HP	1/4" NPT	Brass	2"
BN-4-30HP	1/4" NPT	Brass	3"
BN-4-35HP	1/4" NPT	Brass	3-1/2"
BN-4-50HP	1/4" NPT	Brass	5"
BN-6-35HP	3/8" NPT	Brass	3-1/2"
BN-8-35HP	1/2" NPT	Brass	3-1/2"

**PIPE THREAD NIPPLES, MALE**  
 PRESSURES TO 3000 PSIG (20,700 kPa)



BN-4-20HP

Part No.	Description
OS-2	100 Mesh Stainless Steel: 140 Microns
OS-3	Porous Metal: Nickel Plated Bronze, 45 Microns

\*May be used with all stainless steel and brass nipples, except for CGA-320 nipples

**FILTERS FOR REGULATOR INLET NIPPLES**



Part No. OS-2

100 - Mesh Stainless Steel

Part No. OS-3

Porous Metal

Part No.	Description
M00-5	Nipple Retainer Ring, Steel

\*For use only in specially grooved nipples.  
 Ring prevents nut from sliding down to the nipple.

**RETAINER RING FOR SELECTED NIPPLES**



Part No.	Part	Description	Service
<b>CGA - 110 FOR GASES IN SMALL CYLINDERS:</b>			
110-3SF	Nipple	Brass, 1/8" NPT, 1-3/4" Long, .3125-32 UNEF-2A-RH-EXT	CGA-110
<b>CGA - 170 FOR NON-CORROSIVE GASES IN SMALL CYLINDERS:</b>			
170-2	Nut	Brass, .5625"-18 UNF-2B-RH Female	CGA-170
170-3SF	Nipple	Brass, 1/8" NPT, 1-1/2" Long	CGA-170
170-4	Washer	Nylon	CGA-170
170-5	Adaptor	Brass, 1/8" NPT, 1-1/32" Long	CGA-170
<b>CGA - 180 FOR NON-CORROSIVE GASES IN SMALL CYLINDERS:</b>			
180-2	Nut	Brass, .625"-18 UNF-2B, RH Female	CGA-180
180-3	Nipple	Brass, 1/8" NPT, 1-3/4" Long	CGA-180
180-4	Washer	Teflon	CGA-180
180-5	Adaptor	Brass, CGA-180 to 1/4" NPT Male	CGA-180

**REGULATOR NUTS & NIPPLES, BRASS**  
 PRESSURES TO 3000 PSIG (20,700 kPa)



Part No. 170-2

Part No. 170-3SF

Part No. 170-4

Part No.	Part	Description	Service
<b>CGA - 200 FOR "MC" TANK ACETYLENE:</b>			
305-2	Nut	Brass, "MC" T, .628"-20 NGO, RH Female	CGA-200
305-3	Nipple	Brass, 7/16"-20, 1-1/4" Long	CGA-200
305-3A	Nipple	Brass, 1/8" NPT, 1-1/4" Long	CGA-200
<b>CGA - 240 FOR AMMONIA:</b>			
SS-24-2	Locknut	St. Steel, 3/8"-18 NPSL, RH Female	CGA-240
SS-24-3	Nipple	St. Steel, 1/4" NPT, 3-1/4" Long	CGA-240
SS-24-5	Washer	Teflon	CGA-240

**REGULATOR NUTS & NIPPLES, BRASS & STAINLESS STEEL**  
 PRESSURES TO 500 PSIG (3400 kPa)



Part No. 305-2

Part No. 305-3

**Regulator Inlet Nuts & Nipples**

Part No.	Part	Description	Service
<b>CGA - 280 FOR MEDICAL BREATHING MIXTURES:</b>			
0284	Nut	Brass, .750"-14 NGO, RH Female	CGA-280
0283	Nipple	Brass, 1/4" NPT, 2" Long	CGA-280
<b>CGA - 296 FOR INDUSTRIAL MIXTURES OF OXYGEN:</b>			
29-2	Nut	Brass, .803"-14 UNS-2A, RH Male	CGA-296
29-3	Nipple	Brass, 1/4" NPT, 3" Long	CGA-296
6296	Nut	Brass, Hand-Tight, RH Male	CGA-296
6296-3	Nipple	Hand-Tight, 1/4" NPT, 3" Long	CGA-296
6296-0	O-Ring	Replacement	CGA-296

**REGULATOR NUTS & NIPPLES, BRASS  
PRESSURES TO 3000 PSIG (20,700 kPa)**



Part No.	Part	Description	Service
<b>CGA - 300 FOR COMMERCIAL ACETYLENE:</b>			
16-2	Nut	Brass, .830"-14 NGO, RH Female	CGA-300
16-3	Nipple	Brass, 1/4" NPT, 1-15/16" Long	CGA-300
16-8	Nipple	Brass, 1/4" NPT, 2-1/2" Long	CGA-300
16-8CV	Nipple	Brass, 1/4" NPT, 2-1/2" Long w/CV	CGA-300
616-2	Nut	Brass, Hand-Tight RH Female	CGA-300
616-2P	Nut	Hand-Tight, Plastic Grip, RH Female	CGA-300
616-3	Nipple	Hand-Tight, 1/4" NPT, 2-1/2" Long	CGA-300
616-PT	Tip	Soft Tip, Replacement	CGA-300

**REGULATOR NUTS & NIPPLES, BRASS  
PRESSURES TO 500 PSIG (3445 kPa)**



Part No.	Description	Service
616-2P	Plastic Grip Hand-Tight Nut	CGA-300
616-3	Brass Hand-Tight Nipple	CGA-300

**HAND-TIGHT NUTS & NIPPLES**



Part No.	Part	Description	Service
<b>CGA - 320 FOR CARBON DIOXIDE:</b>			
CO-2	Nut	Brass, .830"-14 NGO RH Female	CGA-320
CO-3	Nipple	Brass, 1/4" NPT, 2" Long	CGA-320
CO-4	Nipple	Brass, 1/4" NPT, 2-1/2" Long	CGA-320
CO-4CV	Nipple	Brass, 1/4" NPT, 2-1/2" Long w/Check	CGA-320
CO-7	Nipple	Brass, 1/2"-27, 2-1/2" Long	CGA-320
CO-8	Nipple	Brass, 1/4" NPT, LH, 2" Long	CGA-320
CO-3M2	Nipple	Recessed for 5/16" OD Tube	CGA-320
6-CO-2	Nut	Brass, Hand-Tight, RH Female	CGA-320
6-CO-2P	Nut	Plastic Grip, Hand-Tight, RH Female	CGA-320
6-CO-4	Nipple	Hand-Tight, 1/4" NPT, 2-1/2" Long	CGA-320
6-CO-4M1	Nipple	Hand-Tight, Recessed for 1/4" Tube	CGA-320
SS-CO-2	Nut	St. Steel, .830"-14 NGO, RH Female	CGA-320
SS-CO-3	Nipple	St. Steel, 1/4" NPT, 2" Long	CGA-320
CO-1TW	Washer	Teflon, Snap-In	CGA-320
CO-5	Washer	Fiber, Flat	CGA-320
CO-6	Washer	Teflon, Flat	CGA-320
CO-6N	Washer	Nylon, Snap-In	CGA-320

**REGULATOR NUTS & NIPPLES,  
BRASS & STAINLESS STEEL  
PRESSURES TO 3000 PSIG (20,700 kPa)**



## Regulator Inlet Nuts & Nipples

Part No.	Part	Description	Service
CGA - 326 FOR NITROUS OXIDE:			
13-2	Nut	Brass, .830"-14 NGO, RH Female	CGA-326
13-3	Nipple	Brass, 1/4" NPT, 2-1/2" Long	CGA-326
13-3CV	Nipple	Brass, 1/4" NPT, 2-1/2" Long w/Check V	CGA-326
613-2	Nut	Brass, Hand-Tight, RH Female	CGA-326
613-2P	Nut	Plastic Grip, Hand-Tight, RH Female	CGA-326
613-5	Nipple	Hand-Tight, 1/4" NPT, 2-1/2" Long	CGA-326
613-KPT	Tip	Soft Tip, Replacement	CGA-326
SS-13-2	Nut	St. Steel, .830"-14 NGO, RH Female	CGA-326
SS-13-3	Nipple	St. Steel, 1/4" NPT, 2-1/2" Long	CGA-326
CGA - 330 FOR NON-CORROSIVE GASES (BRASS) OR CORROSIVE GASES (STAINLESS STEEL):			
0334	Nut	Brass, .830"-14 NGO, LH Female	CGA-330
0333	Nipple	Brass, 1/4" NPT, 2" Long	CGA-330
333-A	Nipple	Brass, 1/4" NPT, 2-1/2" Long	CGA-330
SS-334	Nut	St. Steel, .830"-14 NGO, LH Female	CGA-330
SS-333	Nipple	St. Steel, 1/4" NPT, 2" Long	CGA-330
0335	Washer	Teflon	CGA-330
CO-6N	Washer	Nylon, Snap-In	CGA-330
CGA - 346 FOR AIR:			
14-2	Nut	Brass, .830"-14 NGO, RH Female	CGA-346
14-3	Nipple	Brass, 1/4" NPT, 2-1/2" Long	CGA-346
14-3CV	Nipple	Brass, 1/4" NPT, 2-1/2" Long w/Check	CGA-346
614-2	Nipple	Hand-Tight, 1/4" NPT, 2-1/2" Long	CGA-346
614-2P	Nut	Brass, Hand-Tight, RH Female	CGA-346
614-5	Nut	Plastic Grip, Hand-Tight, RH Female	CGA-346
614-KPT	Tip	Soft Tip Replacement	CGA-346
SS-14-2	Nut	St. Steel, .830"-14 NGO, RH Female	CGA-346
SS-14-3	Nipple	St. Steel, 1/4" NPT, 2-1/2" Long	CGA-346

### REGULATOR NUTS & NIPPLES, BRASS & STAINLESS STEEL PRESSURES TO 3000 PSIG (20,700 kPa)



Part No. 13-2

Part No. 13-3



Part No. 14-2

Part No. 14-3

Part No.	Part	Description	Service
CGA - 347 FOR AIR/HIGH PRESSURE:			
347-2	Nut	Brass, .830"-14 NGO, RH Female	CGA-347
347-3	Nipple	Brass, 1/4" NPT, 3" long	CGA-347
6347-2	Nut	Hand-Tight, RH Female	CGA-347
6347-3	Nipple	Hand-Tight, 1/4" NPT, 3" Long	CGA-347
6347-3-3	O-Ring	Replacement	CGA-347
SS-347-2	Nut	St. Steel, .830"-14 NGO, RH Female	CGA-347
SS-347-3	Nipple	St. Steel, 1/4" NPT, 3" Long	CGA-347
SS-6347-2	Nut	Hand-Tight, St. Steel, RH Female	CGA-347
SS-6347-3	Nipple	Hand-Tight, St. Steel, 1/4" NPT, 3" Long	CGA-347

### REGULATOR NUTS & NIPPLES, BRASS & STAINLESS STEEL PRESSURES 3001 PSIG TO 5500 PSIG (37,950 kPa)



Part No. 347-2

Part No. 347-3

**Regulator Inlet Nuts & Nipples**

Part No.	Part	Description	Service
<b>CGA - 347 FOR AIR/HIGH PRESSURE:</b>			
347-2	Nut	Brass, .830"-14 NGO, RH Female	CGA-347
347-3	Nipple	Brass, 1/4" NPT, 3" long	CGA-347
6347-2	Nut	Hand-Tight, RH Female	CGA-347
6347-3	Nipple	Hand-Tight, 1/4" NPT, 3" Long	CGA-347
6347-3-3	O-Ring	Replacement	CGA-347
SS-347-2	Nut	St. Steel, .830"-14 NGO, RH Female	CGA-347
SS-347-3	Nipple	St. Steel, 1/4" NPT, 3" Long	CGA-347
SS-6347-2	Nut	Hand-Tight, St. Steel, RH Female	CGA-347
SS-6347-3	Nipple	Hand-Tight, St. Steel, 1/4" NPT, 3" Long	CGA-347

**REGULATOR NUTS & NIPPLES,  
BRASS & STAINLESS STEEL  
PRESSURES 3001 PSIG TO 5500 PSIG (37,950 kPa)**



Part No.	Part	Description	Service
<b>CGA - 350 FOR HYDROGEN/NATURAL GAS:</b>			
0082	Nut	Brass, .830"-14 NGO, LH Female	CGA-350
0083	Nipple	Brass, 1/4" NPT, 2-1/2" Long	CGA-350
83-CV	Nipple	Brass, 1/4" NPT, 2-1/2" Long w/Check V	CGA-350
83-M1	Nipple	Recessed for 1/4" OD Tube	CGA-350
83-M2	Nipple	Recessed for 5/16" OD Tube	CGA-350
0087	Nipple	Brass, 1/4" NPT, 3" Long	CGA-350
0682	Nut	Brass, Hand-Tight, LH Female	CGA-350
682P	Nut	Plastic Grip, Hand-Tight, LH Female	CGA-350
0683	Nipple	Hand-Tight, 1/4" NPT, 2-1/2" Long	CGA-350
683-PT	Tip	Soft Tip Replacement	CGA-350
SS-82	Nut	St. Steel, .830"-14 NGO, LH Female	CGA-350
SS-83	Nipple	St. Steel, 1/4" NPT, 2-1/2" Long	CGA-350
SS-83M1	Nipple	Recessed for 1/4" OD Tube	CGA-350
<b>CGA - 500 FOR MEDICAL MIXTURES:</b>			
500-2	Nut	Brass, .880"-14 NGO, RH Male	CGA-500
15-8	Nipple	Brass, 1/4" NPT, 2-1/2" Long	CGA-500
15-8CV	Nipple	Brass, 1/4" NPT, 2-1/2" Long w/CV	CGA-500
15-3	Nipple	Brass, 1/4" NPT, 3" Long	CGA-500
15-4	Nipple	Brass, 1/4" NPT, 3-1/2" Long	CGA-500
15-11	Nipple	Brass, 1/4" NPT, 4-1/2" Long	CGA-500
15-9	Nipple	Brass, 1/2"-27, 3" Long	CGA-500
15-8M1	Nipple	Recessed for 1/4" OD Tube	CGA-500
15-8M2	Nipple	Recessed for 5/16" OD Tube	CGA-500
15-8M3	Nipple	Recessed for 3/8" OD Tube	CGA-500

**REGULATOR NUTS & NIPPLES,  
BRASS & STAINLESS STEEL  
PRESSURES TO 3000 PSIG (20,700 kPa)**



**Regulator Inlet Nuts & Nipples**

Part No.	Part	Description	Service
<b>CGA - 510 FOR POL. ACETYLENE:</b>			
15-2	Nut	Brass, .880"-14 NGO, LH Male	CGA-510
15-3	Nipple	Brass, 1/4" NPT, 3" Long	CGA-510
15-4	Nipple	Brass, 1/4" NPT, 3-1/2" Long	CGA-510
15-5	Nipple	Brass, 1/2"-27, 4" Long	CGA-510
15-8	Nipple	Brass, 1/4" NPT, 2-1/2" Long	CGA-510
15-8CV	Nipple	Brass, 1/4" NPT, 2-1/2" Long w/Check	CGA-510
15-9	Nipple	Brass, 1/2"-27, 3" Long	CGA-510
15-11	Nipple	Brass, 1/4" NPT, 4-1/4" Long	CGA-510
15-8M1	Nipple	Recessed for 1/4" OD Tube	CGA-510
15-8M2	Nipple	Recessed for 5/16" OD Tube	CGA-510
15-8M3	Nipple	Recessed for 3/8" OD Tube	CGA-510
615-2	Nut	Brass, Hand-Tight, LH Male	CGA-510
615-2P	Nut	Plastic Grip, Hand-Tight, LH Male	CGA-510
615-3	Nipple	Hand-Tight, 1/4" NPT, 3-1/2" Long, w/O-Ring	CGA-510
615-3T	Nipple	Hand-Tight, 1/4" NPT, 3" Long, w/Soft Tip	CGA-510
615-8M1T	Nipple	Hand-Tight, Recessed for 1/4" Tube w/Soft Tip	CGA-510
615-0	O-Ring	Replacement O-Ring	CGA-510
615-PT	Tip	Soft Tip Replacement	CGA-510
SS-15-2	Nut	St. Steel, .880"-14 NGO, LH Male	CGA-510
SS-15-3	Nipple	St. Steel, 1/4" NPT, 3" Long	CGA-510
SS-15-3CV	Nipple	St. Steel, 1/4" NPT, 3" Long w/CV	CGA-510
SS-15-8M1	Nipple	Recessed for 1/4" OD Tube	CGA-510
<b>CGA - 520 FOR "B" TANK - ACETYLENE:</b>			
300-2	Nut	Brass, .899"-18 NGO, RH Female	CGA-520
300-3	Nipple	Brass, 1/4" NPT, 1-3/4" Long	CGA-520

**REGULATOR NUTS & NIPPLES,  
BRASS & STAINLESS STEEL  
PRESSURES TO 500 PSIG (3400 kPa)**



Part No.	Part	Description	Service
<b>CGA - 540 FOR OXYGEN:</b>			
0062	Nut	Brass, .908"-14 NGO, RH Female	CGA-540
63-CV	Nipple	Brass, 1/4" NPT, 2" Long w/CV	CGA-540
0063	Nipple	Brass, 1/4" NPT, 2-1/6" Long	CGA-540
0066	Nipple	Brass, 1/4" NPT, 2-1/2" Long	CGA-540
0069	Nipple	Brass, 1/4" NPT, 3" Long	CGA-540
0067	Nipple	Brass, 1/2"-27, 2-1/2" Long	CGA-540
63-M1	Nipple	Recessed for 1/4" OD Tube	CGA-540
63-M2	Nipple	Recessed for 5/16" OD Tube	CGA-540
0662	Nut	Brass, Hand-Tight, RH Female	CGA-540
662P	Nut	Plastic Grip, Hand-Tight, RH Female	CGA-540
0663	Nipple	Hand-Tight, 1/4" NPT, 2-1/2" Long	CGA-540
663-KPT	Tip	Soft Tip Replacement	CGA-540
SS-62	Nut	St. Steel, .908"-14 NGO, RH Female	CGA-540
SS-63	Nipple	St. Steel, 1/4" NPT, 2-1/2" Long	CGA-540
<b>CGA - 555 FOR BUTANE, PROPANE (LIQUID WITHDRAWL):</b>			
0072	Nut	Brass, .908"-14 NGO, LH Female	CGA-555
73-CV	Nipple	Brass, 1/4" NPT, 2" Long w/Check V	CGA-555
0073	Nipple	Brass, 1/4" NPT, 2-1/16" Long	CGA-555
0076	Nipple	Brass, 1/4" NPT, 2-1/2" Long	CGA-555
0672	Nut	Brass, Hand-Tight, LH Female	CGA-555
672-P	Nut	Plastic Grip, Hand-Tight, LH Female	CGA-555
0673	Nipple	Hand-Tight, 1/4" NPT, 2-1/2" Long	CGA-555
673-KPT	Tip	Soft Tip Replacement	CGA-555
<b>CGA - 577 FOR OXYGEN:</b>			
577-2	Nut	Brass, .965"-14 NGO, RH Female	CGA-577
577-4SF	Nipple	Brass w/Filter, 1/4" NPT, 3" Long	CGA-577

**REGULATOR NUTS & NIPPLES, BRASS & STAINLESS STEEL  
PRESSURES TO 3000 PSIG (20,700 kPa)**



**Regulator Inlet Nuts & Nipples**

Part No.	Part	Description	Service
<b>CGA - 580 FOR ARGON, HELIUM &amp; NITROGEN:</b>			
0092	Nut	Brass, .960"-14 NGO, RH Male	CGA-580
15-3	Nipple	Brass, 1/4" NPT, 3" Long	CGA-580
15-4	Nipple	Brass, 1/4" NPT, 3-1/2" Long	CGA-580
15-8	Nipple	Brass, 1/4" NPT, 2-1/2" Long	CGA-580
15-8CV	Nipple	Brass, 1/4" NPT, 2-1/2" Long w/CV	CGA-580
15-11	Nipple	Brass, 1/4" NPT, 4-1/2" Long	CGA-580
15-9	Nipple	Brass, 1/2"-27, 3" Long	CGA-580
15-5	Nipple	Brass, 1/2"-27, 4" Long	CGA-580
15-8M1	Nipple	Recessed For 1/4" OD Tube	CGA-580
15-8M2	Nipple	Recessed For 5/16" OD Tube	CGA-580
15-8M3	Nipple	Recessed For 3/8" OD Tube	CGA-580
0692	Nut	Brass, Hand-Tight, RH Male	CGA-580
692P	Nut	Plastic Grip, Hand-Tight, RH Male	CGA-580
615-8M1T	Nipple	Hand-Tight, Recessed for 1/4" Tube w/Soft Tip	CGA-580
615-0	O-Ring	Replacement O-Ring	CGA-580
615-PT	Tip	Soft Tip Replacement	CGA-580
SS-92	Nut	St. Steel, .960"-14 NGO, RH Male	CGA-580
SS-15-3	Nipple	St. Steel, 1/4" NPT, 3" Long	CGA-580
SS-15-3CV	Nipple	St. Steel, 1/4" NPT, 3" Long w/CV	CGA-580
SS-15-8M1	Nipple	Recessed For 1/4" OD Tube	CGA-580

**REGULATOR NUTS & NIPPLES, BRASS & STAINLESS STEEL  
PRESSURES TO 3000 PSIG (20,700 kPa)**



**Part No. 15-4**

**Part No. 0092**

Part No.	Part	Description	Service
<b>CGA - 590 FOR INDUSTRIAL AIR:</b>			
0093	Nut	Brass, .960"-14 NGO, LH Male	CGA-590
15-3	Nipple	Brass, 1/4" NPT, 3" Long	CGA-590
15-4	Nipple	Brass, 1/4" NPT, 3-1/2" Long	CGA-590
15-8	Nipple	Brass, 1/4" NPT, 2-1/2" Long	CGA-590
15-8CV	Nipple	Brass, 1/4" NPT, 2-1/2" Long w/CV	CGA-590
15-9	Nipple	Brass, 1/2"-27, 3" Long	CGA-590
15-5	Nipple	Brass, 1/2"-27, 4" Long	CGA-590
15-11	Nipple	Brass, 1/4" NPT, 4-1/2" Long	CGA-590
15-8M1	Nipple	Recessed For 1/4" OD Tube	CGA-590
15-8M2	Nipple	Recessed For 5/16" OD Tube	CGA-590
15-8M3	Nipple	Recessed For 3/8" OD Tube	CGA-590
0693	Nut	Brass, Hand-Tight, LH Male	CGA-590
693P	Nut	Plastic Grip, Hand-Tight, LH Male	CGA-590
615-3	Nipple	Hand-Tight, 1/4" NPT, 3-1/2" Long, w/O-Ring	CGA-590
615-3T	Nipple	Hand-Tight, 1/4" NPT, 3" Long, w/Soft Tip	CGA-590
615-0	O-Ring	Replacement O-Ring	CGA-590
615-PT	Tip	Soft Tip Replacement	CGA-590
SS-93	Nut	St. Steel, .960"-14 NGO, LH Male	CGA-590
SS-15-3	Nipple	St. Steel, 1/4" NPT, 3" Long	CGA-590
SS-15-3CV	Nipple	St. Steel, 1/4" NPT, 3" Long w/CV	CGA-590
SS-15-8M1	Nipple	Recessed For 1/4" OD Tube	CGA-590
<b>CGA - 660 FOR REFRIGERANT GASES:</b>			
0604	Nut	Brass, 1.035"-14 NGO, RH Female	CGA-660
0603	Nipple	Brass, 1/4" NPT, 1-3/4" Long	CGA-660
603-A	Nipple	Brass, 1/4" NPT, 2-1/4" Long	CGA-660
SS-603A	Nipple	St. Steel, 1/4" NPT, 2-1/4" Long	CGA-660
SS-604	Nut	St. Steel, 1.035"-14 NGO, RH Female	CGA-660
0665	Washer	Teflon	CGA-660

**REGULATOR NUTS & NIPPLES,  
BRASS & STAINLESS STEEL  
PRESSURES TO 3000 PSIG (20,700 kPa)**



**Part No. 0093**

**Part No. 15-3**



**Part No. 0604**

**Part No. 0603**

## Regulator Inlet Nuts & Nipples and Check Valves

### REGULATOR NUTS & NIPPLES, STAINLESS STEEL PRESSURES TO 500 PSIG (3400 kPa)

part No.	Part	Description	Service
CGA - 670 FOR MIXTURES:			
SS-704	Nut	St. Steel, 1.035"-14 NGO, LH Female	CGA-670
SS-703A	Nipple	St. Steel, 1/4" NPT, 2-1/2" Long	CGA-670

### REGULATOR NUTS & NIPPLES, STAINLESS STEEL PRESSURES TO 7500 PSIG (41,300 kPa)

part No.	Part	Description	Service
CGA - 677 FOR INERT GASES:			
SS-60-2	Nut	St. Steel, 1.035"-14 NGO, LH Female	CGA-677
SS-60-3	Nipple	St. Steel, 1/4" NPT, 2-1/2" Long	CGA-677
SS-60-4	Nipple	St. Steel, 3/8" NPT, 3" Long	CGA-677
SS-60M1	Nipple	Recessed For 1/4" OD Tube	CGA-677

Part No.	Part	Description	Service
CGA - 680 FOR INERT GASES:			
680-2	Nut	Brass, 1.040"-14 NGO RH Male	CGA-680
680-3SF	Nipple	Brass w/Filter, 1/4" NPT, 3" Long	CGA-680
680-4SF	Nipple	Brass w/Filter, 1/4" NPT, 3-1/2" Long	CGA-680
6680	Nut	Hand-Tight (Use With 680-4SF Nipple)	CGA-680
CGA - 695 FOR FLAMMABLE GASES:			
695-2	Nut	Brass, 1.040"-14 NGO LH Male	CGA-695
680-3SF	Nipple	Brass w/Filter, 1/4" NPT, 3" Long	CGA-695
680-4SF	Nipple	Brass w/Filter, 1/4" NPT, 3-1/2" Long	CGA-695
6695	Nut	Hand-Tight (Use With 680-4SF Nipple)	CGA-695

### REGULATOR NUTS & NIPPLES, BRASS PRESSURES 3000 PSIG (20,700 kPa) TO 5500 PSIG (37,950 kPa)



### REGULATOR NUTS & NIPPLES, BRASS PRESSURES 4000 PSIG (27,600 kPa) TO 5500 PSIG (37,950 kPa)

Part No.	Part	Description	Service
CGA - 701 FOR INERT GASES:			
701-2	Nut	Brass, 1.108"-14 NGO, RH Female	CGA-701
701-4SF	Nipple	Brass w/Filter, 1/4" NPT, 3" Long	CGA-701

### REGULATOR NUTS & NIPPLES, BRASS PRESSURES 5500 PSIG (37,950 kPa) TO 7500 PSIG (51,750 kPa)

Part No.	Part	Description	Service
CGA - 702 FOR AIR:			
702-2	Nut	Brass, 1.120"-14 NGO, RH Male	CGA-702
680-3SF	Nipple	Brass w/Filter, 1/4" NPT, 3" Long	CGA-702
680-4SF	Nipple	Brass w/Filter, 1/4" NPT, 3-1/2" Long	CGA-702

### REGULATOR NUTS & NIPPLES, STAINLESS STEEL PRESSURES TO 3000 PSIG (20,700 kPa)

Part No.	Part	Description	Service
CGA - 705 FOR AMMONIA:			
SS-705	Nut	St. Steel, 1.125"-14 UNS-2A, RH Female	CGA-705
SS-705-3	Nipple	1/4" NPT, 2-1/2" Long	CGA-705
0705	Washer	Teflon	CGA-705

## Western Check Valves

### TORCH MODEL, A-SIZE (3/8"-24)

A one-piece, compact unit designed for A-Size applications. Mounts to torch to prevent reverse flow at point of origin.

Part No.	Description	Service
TORCH MODEL, A-SIZE (3/8"-24)		
CV-A9	Oxygen RH, A-Size Male to A-Size Female Nut, to 125 PSIG (800 kPa)	CGA-020
CV-A10	Fuel Gas LH, A-Size Male to A-Size Female Nut, to 50 PSIG (345 kPa)	CGA-021
WE-63	Torch Style - Set CV-A9 & CV-A10	-

\* Sold in retail clamshell packaging

**Western Check Valves**

**TORCH MODEL, B-SIZE (9/16"-18)**

Mounts easily on torch, is readily seen and can be removed for periodic testing. Flows cut up to 12" steel plate or handle heating tips (1200 SCFH at 50 PSIG). Stops reverse flow at point of origin.

Part No.	Description	Service
TORCH MODEL B-SIZE (9/16"-18)		
CV-7R	Oxygen RH, B-Size Male to B-Size Female Nut, to 125 PSIG (800 kPa)	CGA-022
CV-8L	Fuel Gas LH, B-Size Male to B-Size Female Nut, to 50 PSIG (345 kPa)	CGA-023
WR-60*	Torch Style - Set CV-7R & CV-8L	-

\* Sold in retail clamshell packaging




**Western Check Valves**

**REGULATOR BUSHING ADAPTOR MODEL, B-SIZE (9/16"-18)**

Easily mounts on outlet bushing of any regulator having a B-Size outlet. This model has the same flow capacity as the torch - type (1200 SCFH at 50 PSIG) when installed on a regulator. The Check Valve is to easy to see and is less subject to contamination, abuse and damage.

Part No.	Description	Service
REGULATOR BUSHING ADAPTOR MODEL B-SIZE (9/16"-18)		
CV-30R	Oxygen RH, B-Size Female Nut to B-Size Male, to 125 PSIG (800 kPa)	CGA-022
CV-31L	Fuel Gas LH, B-Size F Nut to B-Size Male, to 50 PSIG (345 kPa)	CGA-023
WE-61*	Regulator Adaptor - Set CV-30R & CV-31L	-

\* Sold in retail clamshell packaging



Part No.	Description	Service
REGULATOR OUTLET BUSHING MODEL B-SIZE (9/16"-18)		
CV-32R	Oxygen RH, 1/4" NPT Male to B-Size Male, to 125 PSIG (800 kPa)	CGA-022
CV-33L	Fuel Gas LH, 1/4" NPT Male to B-Size Male, to 50 PSIG (345 kPa)	CGA-023
WE-62	Regulator Outlet Set Includes CV-32R & CV-33L	B-Size

Part No.	Description
1/4" NPT INLINE CHECK VALVES, TO 200 PSI (1400 kPa)	
CV-4	1/4" NPT Male to 1/4" NPT Male
CV-5	1/4" NPT Female to 1/4" NPT Male (Flow Male to Female)
CV-6	1/4" NPT Male to 1/4" NPT Female (Flow Female to Male)

Part No	Description	Material	Max PSIG
INLINE NPT CHECK VALVES, HEAVY DUTY			
CV-4M	1/4" NPT Male Inlet to Male Outlet	Brass	3000
CV-6M	3/8" NPT Male Inlet to Male Outlet	Brass	3000
CVF-4M	1/4" NPT Female Inlet to Male Outlet	Brass	3000
CVM-4F	1/4" NPT Male Inlet to Female Outlet	Brass	3000
CV-4MSS	1/4" NPT Male Inlet to Male Outlet	St. Steel	6000
CVF-4MSS	1/4" NPT Female Inlet to Male Outlet	St. Steel	6000
CVM-4FSS	1/4" NPT Male Inlet to Female Outlet	St. Steel	6000



Part No.	Description	Service
CHECK VALVE ADAPTORS, SAME CGA BOTH ENDS		
CV-346	Air RH, Female	CGA-346
CV-540	Oxygen RH, Female	CGA-540


## Quick Connects Sets & Components and Flashback Arrestors

### Quick Connects Set

Part No.	Description	Components
QDB10*	Torch-to-Hose Set w/Check Valves	QDB11–Fuel Gas QDB12–Oxygen/Inert
QDB20*	Hose-to-Hose Set w/Check Valves	QDB21–Fuel Gas QDB22–Oxygen/Inert
QDB30*	Regulator-to-Hose w/Check Valves	QDB31–Fuel Gas QDB32–Oxygen

### Quick Connects Individual Units

Part No.	Description	Components
Torch-to-Hose		
QDB11*	Fuel Gas w/Check Valve	QDB200–Male Plug QDB201–Female Socket
QDB12*	Oxygen/Inert Gas w/Check Valve	QDB100– Male Plug QDB101– Female Socket
Hose-to-Hose		
QDB21*	Fuel Gas w/Check Valve	QDB205–Male Plug QDB201–Female Socket
QDB22*	Oxygen/Inert Gas w/Check Valve	QDB105–Male Plug QDB101– Female Socket
Regulator-to-Hose		
QDB31*	Fuel Gas w/Check Valve	QDB205–Male Plug QDB206–Female Socket
QDB32*	Oxygen w/Check Valve	QDB105–Male Plug QDB106–Female Socket
QDB33*	Inert Gas–Regulator-to-Hose	QDB300–Male Plug QDB301–Female Socket
QDB34*	Inert Gas–Hose-to-Machine	QDB302–Male Plug QDB303–Female Socket



\* Sold in retail clamshell packaging

Part No.	Description	Components
FLASHBACK ARRESTOR SETS		
FA-10*	Flashback Arrestor Set, Torch Style	FA-100P, FA-200P
FA-30*	Flashback Arrestor Set, Regulator Adaptor Style	FA-130P, FA-230P
FLASHBACK ARRESTOR COMPONENTS		
FA-100P	Flashback Arrestor, Oxygen, Torch Style	
FA-200P	Flashback Arrestor, Fuel Gas, Torch Style	
FA-130P	Flashback Arrestor, Oxygen, Regulator Adaptor Style	
FA-230P	Flashback Arrestor, Fuel Gas, Regulator Adaptor Style	

\* Sold in retail clamshell packaging

### Safemates-Quick Connect sets with Built-In Flashback Arrestor

Part No.	Description
QDF10	Torch-to-Hose Set w/Check Valves (Oxy/Fuel Gas)
QDF30	Regulator-to-Hose (Oxy/Fuel Gas)

### FLASHBACK ARRESTORS B-SIZE, 9/16" - 18



**Flashback Arrestors—Bodies & CGA Assemblies, Pigtails, Hotspotter and Gauges**

Part No.	Description
<b>ARRESTOR BODIES</b>	
FA-2	1/4" NPT Female x 1/4" NPT Female
FA-2CV	with Female Inlet Nut Check Valve
FA-3	1/4" NPT Female x 1/4" NPT Male
FA-3CV	with Female Inlet Nut Check Valve
<b>FLASHBACK ARRESTOR W/ADAPTOR ASSEMBLIES</b>	
FA-300	CGA-300 Commercial Acetylene
FA-300CV	CGA-300 Commercial Acetylene w/Inlet Check Valve
FA-510	CGA-510 POL Acetylene
FA-510CV	CGA-510 POL Acetylene w/Inlet Check Valve

**FLASHBACK ARRESTORS—BODIES CGA ADAPTOR ASSEMBLIES**



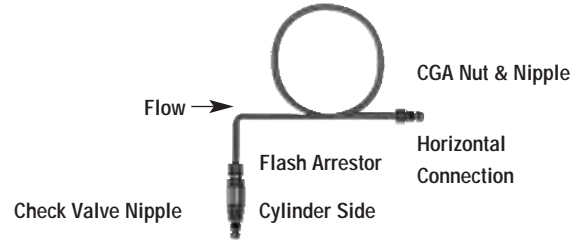
Part No. FA-2CV



CGA-510 Nut & Check Valve Nipple      CGA-510 Cylinder Valve  
Part No. FA-510CV

Part No	W/CV	Description	Service
FP-510	FP-510CV	Horizontal, 24" length	CGA 510, POL Acetylene
FP-510P	FP-510PCV	Horizontal, 18" length	CGA 510, POL Acetylene

**MANIFOLD PIGTAIL WITH FLASH ARRESTOR**



Part No. FP-510PCV

Please Note: Using Flashback Arrestors w/Check Valves as a precaution to avoid potentially dangerous situations is not a substitute for careful handling or strict adherence to safety rules and procedures for handling high pressure gases. Users should not tamper with the internal components of a Flashback Arrestor. Flashback Arrestors cannot be cleaned or refilled after any flash in the system. They must be replaced if the pressure drop through the Arrestor reaches 10 PSIG or more at a rated capacity of 40 SCFH.

**Hotspotter**

Part No.	Description
WB-101	Heavy Duty
Replacement Parts:	
WB-100-15	Hose Assembly

Part No.	Description
WB-102	Standard Duty
Replacement Parts:	
WB-100-19	Handle Assembly
WB-100-15	Hose Assembly

2" Dia. x 1/4" NPT		2-1/2" Dia. x 1/4" NPT	
Part No.	Gauge Type	Part No.	Gauge Type
G-2-30RLW	30 PSIG Red Line	G-25-30RLW	30 PSIG Red Line
G-2-30W	30 PSIG	G-25-30W	30 PSIG
G-2-60W	60 PSIG	G-25-60W	60 PSIG
G-2-100W	100 PSIG	G-25-100W	100 PSIG
G-2-200W	200 PSIG	G-25-200W	200 PSIG
G-2-400W	400 PSIG	G-25-400W	400 PSIG
G-2-600W	600 PSIG	G-25-600W	600 PSIG
G-2-1000W	1000 PSIG	G-25-2000W	1000 PSIG
G-2-4000W	4000 PSIG	G-25-4000W	4000 PSIG
G-2-CW	Lexan Crystal	G-25-CW	Lexan Crystal
Installation Requires Teflon Tape or Oxygen Safe Compound To Guard Against Leakage			

**REGULATOR GAUGES & GAUGE CRYSTALS**



Part No. G-25-4000W



Part No. G-2-30RLW

**Gauges and Manifold Accessories**

Part No.	Description	PSIG Scale	Service
G-204	"MC" Acetylene Tank	400	CGA-200
G-304	Commercial Acetylene	400	CGA-300
G-304H	Commercial Acetylene with Hand-Tight Nut	400	CGA-300
G-324	Carbon Dioxide	3000	CGA-320
G-324H	Carbon Dioxide with Hand-Tight Nut	3000	CGA-320
G-326	Nitrous Oxide	3000	CGA-326
G-346	Air	4000	CGA-346
G-346H	Air with Hand-Tight Nut	4000	CGA-346
G-354	Hydrogen	3000	CGA-350
G-354H	Hydrogen with Hand-Tight Nut	3000	CGA-350
G-514	POL Acetylene, Straight	400	CGA-510
G-514A	POL Acetylene, 90°	400	CGA-510
G-514AH	POL Acetylene, 90° with Hand-Tight Nut	400	CGA-510
G-514H	POL Acetylene with Hand-Tight Nut	400	CGA-510
G-524	"B" Tank Acetylene	400	CGA-520
G-544	Oxygen	3000	CGA-540
G-544A	Oxygen	4000	CGA-540
G-544H	Oxygen with Hand-Tight Nut	3000	CGA-540
G-544AH	Oxygen with Hand-Tight Nut	4000	CGA-540
G-584	Nitrogen, Argon, Helium	4000	CGA-580
G-584H	Nitrogen, Argon, Helium, Hand-Tight Nut	4000	CGA-580
G-594	Industrial Air	4000	CGA-590

**CYLINDER PRESSURE TESTING GAUGES  
2" BRASS**



Part No. G-584H

Part No.	OD & Wall	Length	Style	Material
CT-40	1/4" x .065	50 Feet	Coil	Copper, Annealed
CT-50	5/16" x .065	50 Feet	Coil	Copper, Annealed
CT-60	3/8" x .065	50 Feet	Coil	Copper, Annealed

**MANIFOLD TUBING**



COIL

Part No.	Description	Material
Fits PH-1 Pigtail Handle		
BT-2M1	1/4" NPTF x 1/4" OD Tubing Recess	Brass
BT-2M2	1/4" NPTF x 5/16" OD Tubing Recess	Brass
BT-2M3	1/4" NPTF x 3/8" OD Tubing Recess	Brass
BT-2M1-SS	1/4" NPTF x 1/4" OD Tubing Recess	St. Steel

**MANIFOLD TUBING  
ADAPTOR BUSHINGS**



Part No. BT-2M2

Part No.	Length	Size	Part No.	Length	Size
*(1/2" PIPE WALL THICKNESS - .196")*(3/4" PIPE WALL THICKNESS - .230")					
THREADED PIPE NIPPLES					
WHF-3-1	1-1/2"	1/2" NPT	WHF-3-9	1-1/2"	3/4" NPT
WHF-3-2	2"	1/2" NPT	WHF-3-10	2"	3/4" NPT
WHF-3-3	4"	1/2" NPT	WHF-3-11	4"	3/4" NPT
WHF-3-19	6"	1/2" NPT	WHF-3-21	6"	3/4" NPT
WHF-3-5	8-1/2"	1/2" NPT	WHF-3-13	8-3/8"	3/4" NPT
WHF-3-7	11-1/2"	1/2" NPT	WHF-3-16	11-3/8"	3/4" NPT

**MANIFOLD PIPE & PIPE FITTINGS, BRASS  
BRASS ALLOY 360,  
PRESSURES TO 3000 PSIG (20,700 kPa)**



PIPE NIPPLE LENGTH

Cleaned for Oxygen Service–Suitable For Acetylene Service

**Manifold Accessories**

Part No.	Length	Size	Part No.	Length	Size
CLEANED FOR OXYGEN					
WHF-3-23	2"	1/2" Nom	WHF-3-20	6"	1/2" Nom
WHF-3-4	4"	1/2" Nom	WHF-3-6	8-1/2"	1/2" Nom
NOT CLEANED FOR OXYGEN					
WHF-3-120	6 Feet	1/2" Nom	WHF-3-122	6 Feet	3/4" Nom
WHF-3-17	12 Feet	1/2" Nom	WHF-3-18	12 Feet	3/4" Nom
Note: 12 Foot Lengths Must Ship Via Common Carrier					

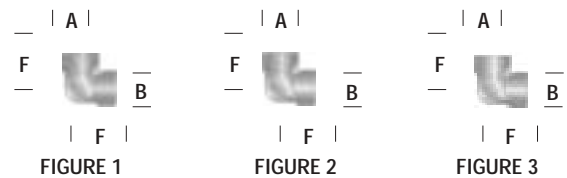
NOMINAL PIPE LENGTHS  
BRASS ALLOY 360,  
PRESSURES TO 3000 PSIG (20,700 kPa)



SHORT PIPE LENGTH

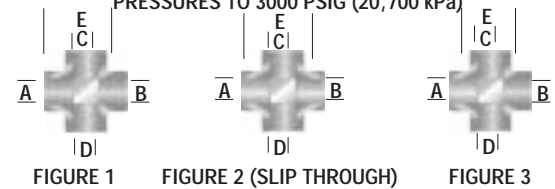
Part No.	Ref A	Ref B	Ref f	Elbows
WHF-4-8	1/2" NPT	1/2" NPT	1-1/4"	Figure 1
WHF-4-11	3/4" NPT	3/4" NPT	1-3/8"	Figure 1
WHF-4-15	1/2" NPT	.843"-.847"	1-1/4"	Figure 2
WHF-4-19	3/4" NPT	1.053"-1.057"	1-3/8"	Figure 2
WHF-4-2	.843"-.847"	.843"-.847"	1-1/4"	Figure 3
.843"-.847" = 1/2" Pipe Slip*1.053"-1.057" = 3/4" Pipe Slip				

Pipe Elbows, Female  
PRESSURES TO 3000 PSIG (20,700 kPa)



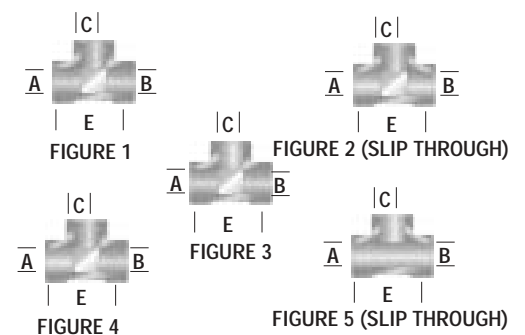
Part No.	Ref A	Ref B	Ref c & d	Ref E	Crosses
WHF-4-9	1/2" NPT	1/2" NPT	1/2" NPT	2-1/2"	Figure 1
WHF-4-12	3/4" NPT	3/4" NPT	3/4" NPT	2-3/4"	Figure 1
WHF-4-16	.843"-.847"	.843"-.847"	1/2" NPT	2-1/2"	Figure 2
WHF-4-23	.843"-.847"	1/2" NPT	1/2" NPT	2-1/2"	Figure 3
.843"-.847" = 1/2" Pipe Slip					

Pipe Crosses, Female  
PRESSURES TO 3000 PSIG (20,700 kPa)



Part No.	Ref A	Ref B	Ref C & D	Ref E	Tees
WHF-4-7	1/2" NPT	1/2" NPT	1/2" NPT	2-1/2"	Figure 1
WHF-4-10	3/4" NPT	3/4" NPT	3/4" NPT	2-3/4"	Figure 1
WHF-4-14	.843"-.847"	.843"-.847"	1/2" NPT	2-1/2"	Figure 2
WHF-4-18	1.053"-1.057"	1.053"-1.057"	3/4" NPT	2-3/4"	Figure 2
WHF-4-13	1/2" NPT	1/2" NPT	.843"-.847"	2-1/2"	Figure 3
WHF-4-21	.843"-.847"	1/2" NPT	1/2" NPT	2-3/4"	Figure 4
WHF-4-22	1.053"-1.057"	3/4" NPT	3/4" NPT	2-1/2"	Figure 4
WHF-4-1	1.053"-1.057"	1.053"-1.057"	1.053"-1.057"	2-3/4"	Figure 5
.843"-.847" = 1/2" Pipe Slip*1.053"-1.057" = 3/4" Pipe Slip					

Pipe Tees, Female  
PRESSURES TO 3000 PSI (20,700 kPa)



## Manifold Accessories

Part No.	Gas Service	Description	Material
<b>CGA VALVE OUTLETS TO FEMALE PIPE THREADS</b>			
Commercial Acetylene, to 500 PSIG:			
15-1	CGA-300	RH Male .825"-14 NGO to 1/4" NPT Female Carbon Dioxide to 3000 PSIG:	Brass
CO-2-1	CGA-320	RH Male .825"-14 NGO, to 1/4" NPT Female Nitrous Oxide to 3000 PSIG:	Brass
1321-1	CGA-326	RH Male .825"-14 NGO to 1/4" NPT Female Air to 3000 PSIG:	Brass
1341-1	CGA-346	RH Male .825"-14 NGO to 1/4" NPT Female Air to 3000 PSIG:	Brass
SS-1341-1	CGA-346	RH Male .825"-14 NGO to 1/4" NPT Female Air to 5500 PSIG:	St. Steel
347-1	CGA-347	RH Male .825"-14 NGO to 1/4" NPT Female Air from 3,001 to 5500 PSIG:	Brass
SS-347-1	CGA-347	RH Male .825"-14 NGO to 1/4" NPT Female Hydrogen, Natural Gas to 3000 PSIG:	St. Steel
800-1	CGA-350	LH Male .825"-14 NGO to 1/4" NPT Female Medical Mixtures to 3000 PSIG:	Brass
500-1	CGA-500	RH Female .885"-14 NGO to 1/4" NPT Female POL Acetylene, Propane to 500 PSIG:	Brass
16-1	CGA-510	LH Female .885"-14 NGO to 1/4" NPT Female POL Acetylene, Propane to 500 PSIG:	Brass
300-1	CGA-510	90° LH Female Nut .885"-14 NGO to 1/4" NPT Female Oxygen to 3000 PSIG:	Brass
415-1	CGA-540	RH Male .903"-14 NGO to 1/4" NPT Female Oxygen to 3000 PSIG:	Brass
SS-415-1	CGA-540	RH Male .903"-14 NGO to 1/4" NPT Female Butane, Propane Liquid 3000 PSIG:	St. Steel
414-1	CGA-555	LH Male .903"-14 NGO to 1/4" NPT Female Argon, Helium, Nitrogen to 3000 PSIG:	Brass
416-1	CGA-580	RH Female .965"-14 NGO to 1/4" NPT Female Industrial Air to 3000 PSIG:	Brass
417-1	CGA-590	LH Female .965"-14 NGO to 1/4" NPT Female Refrigerant Gases to 3000 PSIG:	Brass
660-1	CGA-660	RH Male 1.030"-14 NGO to 1/4" NPT Female Refrigerant Gases to 3000 PSIG:	Brass
SS-660-1	CGA-660	RH Male 1.030"-14 NGO to 1/4" NPT Female Argon, Helium, Nitrogen from 5,501 to 7500 PSIG:	St. Steel
SS-677-1	CGA-677	LH Male 1.030"-14 NGO to 1/4" NPT Female	St. Steel

**FEMALE NPT OUTLET ADAPTORS FOR  
MANIFOLD PIPELINE,  
BRASS & STAINLESS STEEL**  
 500 PSIG (3400 kPa)  
 3000 PSIG (20,700 kPa)  
 6000 PSIG (41,300 kPa)



Part No. 416-1

Part No. 415-1

Part No.	Gas Service	Description	Material
<b>Medical Breathing Mix to 3000 PSIG:</b>			
WMS-1-64	CGA-280	.745"-14 NGO, RH Male, Check Valve Outlet to 1/2" NPT	Brass
<b>Commercial Acetylene to 500 PSIG:</b>			
B-10	CGA-300	.825"-14 NGO, RH Male to 1/4" NPT	Brass
B-12	CGA-300	.825"-14 NGO, RH Male to 1/2" NPT	Brass
B-13	CGA-300	.825"-14 NGO, RH Male to 3/4" NPT	Brass
<b>Carbon Dioxide to 3000 PSIG:</b>			
B-20	CGA-320	.825"-14 NGO, RH Male to 1/4" NPT	Brass
B-21	CGA-320	.825"-14 NGO, RH Male to 3/8" NPT	Brass
B-22	CGA-320	.825"-14 NGO, RH Male to 1/2" NPT	Brass
B-23	CGA-320	.825"-14 NGO, RH Male to 3/4" NPT	Brass

**MALE NPT OUTLET ADAPTORS FOR MANIFOLD PIPELINE,  
BRASS & STAINLESS STEEL**  
 500 PSIG (3400 kPa) \* 3000 PSIG (20,700 kPa)  
 6000 PSIG (41,300 kPa)



Part No. B-20

**Manifold Accessories**

Part No.	Gas Service	Description	Material
<b>Nitrous Oxide to 3000 PSIG:</b>			
B-1320	CGA-326	.825"-14 NGO, RH Male to 1/4" NPT	Brass
B-1321	CGA-326	.825"-14 NGO, RH Male to 3/8" NPT	Brass
B-1322	CGA-326	.825"-14 NGO, RH Male to 1/2" NPT	Brass
WMS-1-59	CGA-326	Check Valve Outlet to 1/2" NPT	Brass
<b>Air to 3000 PSIG:</b>			
B-1340	CGA-346	.825"-14 NGO, RH Male to 1/4" NPT	Brass
B-1342	CGA-346	.825"-14 NGO, RH Male to 1/2" NPT	Brass
WMS-1-62	CGA-346	Check Valve Outlet to 1/2" NPT	Brass
B-1340SS	CGA-346	.825"-14 NGO, RH Male to 1/4" NPT	St. Steel
<b>Air to 5500 PSIG:</b>			
B-348	CGA-347	.825"-14 NGO, RH Male to 1/2" NPT	Brass
<b>Hydrogen, Natural Gas, to 3000 PSIG:</b>			
B-30	CGA-350	.825"-14 NGO, LH Male to 1/4" NPT	Brass
B-32	CGA-350	.825"-14 NGO, LH Male to 1/2" NPT	Brass
B-33	CGA-350	.880"-14 NGO, LH Male to 3/4" NPT	Brass
<b>Medical Breathing Mix to 3000 PSIG:</b>			
B-500	CGA-500	.880"-14 NGO, RH Female to 1/4" NPT	Brass
<b>Acetylene, Butane, Propane to 500 PSIG</b>			
B-40	CGA-510	.885"-14 NGO, LH Female to 1/4" NPT	Brass
B-42	CGA-510	.885"-14 NGO, LH Female to 1/2" NPT	Brass
B-43	CGA-510	.885"-14 NGO, LH Female to 3/4" NPT	Brass
<b>Oxygen to 3000 PSIG:</b>			
B-50	CGA-540	.903"-14 NGO, RH Male to 1/4" NPT	Brass
B-51	CGA-540	.903"-14 NGO, RH Male to 3/8" NPT	Brass
B-52	CGA-540	.903"-14 NGO, RH Male to 1/2" NPT	Brass
WMS-1-53	CGA-540	Check Valve Outlet to 1/2" NPT	Brass
B-53	CGA-540	.903"-14 NGO, RH Male to 3/4" NPT	Brass
B-50SS	CGA-540	.903"-14 NGO, RH Male to 1/4" NPT	St. Steel
<b>Butane, Propane (Liq/W) to 3000 PSIG:</b>			
B-60	CGA-555	.903"-14 NGO, LH Male to 1/4" NPT	Brass
B-62	CGA-555	.903"-14NGO, LH Male to 1/2" NPT	Brass
<b>Oxygen 3000 PSIG to 4000 PSIG:</b>			
B-578	CGA-577	.960"-14 NGO, RH Male to 1/2" NPT	Brass
<b>Argon, Helium, Nitrogen, Etc to 3000 PSIG:</b>			
B-70	CGA-580	.965"-14 NGO, RH Female to 1/4" NPT	Brass
B-71	CGA-580	.965"-14 NGO, RH Female to 3/8" NPT	Brass
B-72	CGA-580	.965"-14 NGO, RH Female to 1/2" NPT	Brass
WMS-1-54	CGA-580	Check Valve Outlet to 1/2" NPT	Brass
B-73	CGA-580	.965"-14 NGO, RH Female to 3/4" NPT	Brass
<b>Industrial Air to 3000 PSIG:</b>			
B-80	CGA-590	.965"-14 NGO, LH Female to 1/4" NPT	Brass
B-82	CGA-590	.965"-14 NGO, LH Female to 1/2" NPT	Brass
B-83	CGA-590	.965"-14 NGO, LH Female to 3/4" NPT	Brass
<b>Refrigerant Gases to 3000 PSIG:</b>			
B-660SS	CGA-660	1.030"-14 NGO, RH Male to 1/4" NPT	St. Steel
<b>Air, Argon, Helium, Etc to 6000 PSIG:</b>			
B-677SS	CGA-677	1.030"-14 NGO, LH Male to 1/4" NPT	St. Steel
B-678SS	CGA-677	1.030"-14 NGO, LH Male to 1/2" NPT	St. Steel
B-679SS	CGA-677	1.030"-14 NGO, LH Male to 3/4" NPT	St. Steel
<b>Inert Gases to 5500 PSIG:</b>			
B-682	CGA-680	1.045"-14 NGO, RH Female to 1/2" NPT	Brass

**MALE NPT OUTLET ADAPTORS FOR MANIFOLD PIPELINE, BRASS & STAINLESS STEEL**  
500 PSIG (3400 kPa) \* 3000 PSIG (20,700 kPa)  
6000 PSIG (41,300 kPa)



Part No. WMS-1-53



Part No. B-71

## Manifold Accessories

Part No.	W/CV	Gas Service	Description	Material
To 500 PSIG (3400 kPa)				
T-16	T-16CV	CGA-300	Commercial Acet., RH Female	Brass
T-15	T-15CV	CGA-510	POL Acetylene, LH Male	Brass
To 3000 PSIG (20,700 kPa)				
T-296	-	CGA-296	Industrial Mix /Oxy., RH Male	Brass
T-CO-2	-	CGA-320	Carbon Dioxide, RH Female	Brass
T-326	T-326CV	CGA-326	Nitrous Oxide, RH Female	Brass
T-346	T-346CV	CGA-346	Air, RH Female	Brass
T-82	T-82CV	CGA-350	Hydrogen, LH Female	Brass
T-62	T-62CV	CGA-540	Oxygen, RH Female	Brass
T-62SS	-	CGA-540	Oxygen, RH Female	St. Steel
T-72	T-72CV	CGA-555	Propane (Liquid/Water) LH Female	Brass
T-92	T-92CV	CGA-580	Nitrogen, Argon, Helium, RH Male	Brass
T-92SS	-	CGA-580	Nitrogen, Argon, Helium, RH Male	St. Steel
T-93	T-93CV	CGA-590	Industrial Air, LH Male	Brass
To 4000 PSIG (27,600 kPa)				
T-577	-	CGA-577	Oxygen, RH Female	Brass
To 5500 PSIG (37,950 kPa)				
T-347	-	CGA-347	Air, RH Female	Brass
T-347SS	-	CGA-347	Air, RH Female	St. Steel
T-680	-	CGA-680	Inert Gases, RH Male	Brass

### MANIFOLD COUPLER TEES, BRASS & STAINLESS STEEL WITH & WITHOUT CHECK VALVES



Part No. T-82

Part No. T-92CV

Part No.	Gas Service	Description	Gas
PRESSURES TO 3000 PSIG (20,700 kPa)			
T3-540	CGA-540	RH Male	Oxygen
T3-580	CGA-580	RH Female	Nitrogen, Argon, Helium

### MANIFOLD 3-WAY OUTLET COUPLER TEES, BRASS



Part No. T3-540

Part No.	W/CV	Gas Service	Description	Gas
WITH CGA NUT & NIPPLE PRESSURES TO 3000 PSIG (20,700 kPa)				
T4-540	T4-540CV	CGA-540	RH Male	Oxygen
T4-580	-	CGA-580	RH Female	Nitrogen, Argon, Helium

### MANIFOLD 4-WAY COUPLER TEES, BRASS With and Without Check Valves



Part No. T4-540CV

**Manifold Accessories and Chain & Plug Assemblies**

Part No.	Description	Max PSIG	Gas	Gas Service
MB-10	RH Male Outlets	500	Commercial Acet.	CGA-300
MB-346	RH Male Outlets	3000	Air	CGA-346
MB-40-7	LH Female Outlets	500	POL Acet., Propane	CGA-510
MB-50	RH Male Outlets	3000	Oxygen	CGA-540
MB-50CV	With Check Valve Inlet Nipple	3000	Oxygen	CGA-540
MB-70	RH Female Outlets	3000	Nitrogen, Argon, Helium	CGA-580
MB-70CV	With Check Valve Inlet Nipple	3000	Nitrogen, Argon, Helium	CGA-580

**MANIFOLD BLOCK ASSEMBLIES, BRASS**



Part No. MB-70

Use with any Pigtails having CGA connections. Brass Pigtails recommended for use with acetylene.

Part No.	Description	MAX PSIG	Gas
2" Block, Six Outlets:			
MB-6	1/4" NPT Female Side Outlets	3000	Brass
MB-6SS	1/4" NPT Female Side Outlets	6000	St. Steel
2" Block, Seven Outlets:			
MB-7	1/4" NPT Female Side/Top Outlets	3000	Brass
MB-7SS	1/4" NPT Female Side/Top Outlets	6000	St. Steel

**MANIFOLD HEX BLOCKS, BRASS & STAINLESS STEEL**



Part No. MB-7

Part No. MB-6

Part No.	Description	Material	Working Pressure	Gas	Service
<b>TWO-PIECE ASSEMBLIES</b>					
0927	9/16"-18 RH Female Nut & Plug	Brass	0-200	Oxygen	CGA-022
0928	9/16"-18 LH Female Nut & Plug	Brass	0-200	Acetylene	CGA-023
C-907	7/8"-14 RH Female Nut & Plug	Brass	0-200	Oxygen	CGA-024
C-908	7/8"-14 LH Female Nut & Plug	Brass	0-200	Acetylene	CGA-025
0921	5/8"-18 RH Female Nut (AW-7) & Plug	Brass	0-200	Inert Arc	-
0922	5/8"-18 RH Male Nut (AW-14A) & Plug	Brass	0-200	Inert Arc	-
9326	RH Female Nut & Plug	Brass	0-3000	Nitrous Oxide	CGA-326
9346	RH Female Nut & Plug	Brass	0-3000	Air	CGA-346
9347	RH Female Nut & Plug	Stainless Steel	0-5500	Air	CGA-347
0982	LH Female Nut & Plug	Brass	0-3000	Hydrogen, Nat. Gas	CGA-350
0915	LH Male Nut & Plug	Brass	0-500	POL Acetylene	CGA-510
0962	RH Female Nut & Plug	Brass	0-3000	Oxygen	CGA-540
0992	RH Male Nut & Plug	Brass	0-3000	Nitrogen, Argon, Helium	CGA-580
<b>ONE-PIECE ASSEMBLIES</b>					
CP-320	RH Female Nut & Plug	Brass	3000	Carbon Dioxide	CGA-320
CP-326	RH Female Nut & Plug	Brass	3000	Nitrous Oxide	CGA-326
CP-346	RH Female Nut & Plug	Brass	3000	Air	CGA-346
CP-350	LH Female Nut & Plug	Brass	3000	Hydrogen, Nat. Gas	CGA-350
CP-510	LH Male Nut & Plug	Brass	500	POL Acetylene	CGA-510
CP-520	"B" Tank RH Female Nut & Plug	Brass	500	Acetylene	CGA-520
CP-540	RH Female Nut & Plug	Brass	3000	Oxygen	CGA-540
CP-580	RH Male Nut & Plug	Brass	3000	Nitrogen, Argon, Helium	CGA-580
CP-590	LH Male Nut & Plug	Brass	3000	Industrial Air	CGA-590

**CHAIN & PLUG ASSEMBLIES, BRASS & STAINLESS STEEL**

- One and two-piece assemblies provide gas-tight sealing
- Meet all CGA specifications for sealing manifolds and cylinders
- CGA nut and blind nipple (plug) combination



Part No. CP-580



Part No. 0992

**Dust Caps, Special Order Pigtails & Rigid Pigtails**

Part No.	Description	Gas	Service
DC-B7	RH Female B-Size	Oxygen	CGA-022
DC-B8	LH Female B-Size	Acetylene	CGA-023
DC-C7	RH Female C-Size	Oxygen	CGA-024
DC-C8	LH Female C-Size	Acetylene	CGA-025
DC-200	"MC" Tank, RH Female	Acetylene	CGA-200
DC-300	RH Female	Coml. Acetylene	CGA-300
DC-320	RH Female	Carbon Dioxide	CGA-320
DC-346	RH Female	Air	CGA-346
DC-350	LH Female	Hydrogen	CGA-350
DC-510	LH Male	POL Acetylene	CGA-510
DC-540	RH Female	Oxygen	CGA-540
DC-580	RH Male	Nitrogen, Argon, Helium	CGA-580
DC-660	RH Female	Mixtures	CGA-660

**MANIFOLD ONE-PIECE DUST CAP ASSEMBLIES  
NOT GAS-TIGHT**



Part No. DC-540

**HOW TO SPECIFY A SPECIAL ORDER WESTERN PIGTAIL**

TUBE/HOSE	INLET END	INLET END	OPTIONAL FEATURES	OUTLET END	OUTLET END	OPTIONAL FEATURES	TUBE/HOSE	BEND/SWIVEL OPTIONS
PF	346N		HTP	1/2 M		HTP	36	B
<b>Rigid Tube</b> P4 =1/4" OD P =5/16" OD P6 =3/8" OD* PB =5/16" OD PB6 =3/8" OD* PS =1/4" OD	<b>All Styles</b> CGA No. +N= CGA Nut/Nipple <b>Example:</b> 540N CGA No. +B= CGA VO or Body <b>Example:</b> 540B Fraction +M or F= ANSI Pipe Thread <b>Example:</b> 1/4F	<b>All Styles</b> Blank = Brass PL = Plated SS = S Steel	<b>All Styles</b> Blank (None) CV =Check Valve FA =Flash Arrestor* HTP=Hand Tight N/N w/Plastic Grip HTB = Hand Tight N/N w/Brass H/T Nut GA = Gauge PH = Brass Handle VA = Shutoff Valve EL = 90° Elbow	<b>All Styles</b> CGA No. + N= CGA Nut/Nipple <b>Example:</b> 540 N CGA No. + B = CGA VO or Body <b>Example:</b> 540 N Fraction + M or F = ANSI Pipe Thread <b>Example:</b> 1/4F	<b>All Styles</b> Blank =Brass PL =Plated SS =St. Steel	<b>All Styles</b> Blank (None) CV = Check Valve FA = Flash Arrestor* HTB = Hand Tight N/N with Brass H/T Nut GA = Gauge PH = Brass Handle VA = Shutoff Valve EL = 90° Elbow	<b>Rigid Tube</b> 27 = 27 inches 36 = 36 inches 48 = 48 inches From 8" Min. to 300" Max. <b>Flex Hose</b> Lengths in 6" Increments: 12" minimum 300" maximum <b>Example:</b> 12 = 12"	<b>Rigid Tube Bends</b> COIL Standard on 48+" DBL Two 3" Loops Standard on 27" P, PB SGL 6" Loop Standard, 36" P, PB, PS SPCL Special Bend, Print Required <b>Flex Hose Only</b> B = Spring Guard B1 = Spring Guard w/Swivel Inlet B2 = Spring Guard w/Swivel Outlet B1.2 = Spring Guard w/Swivel, Both Ends
Model P	- 3000 PSIG (20,700kPa).....Rigid Copper Pigtail							
Model PB	- 3000 PSIG (20,700kPa).....Rigid Brass Pigtail							
Model PS	- 6000 PSIG (41,300kPa).....Rigid Stainless Steel Pigtail							
Model PF	- 3000 PSIG (20,700kPa).....Flexible Teflon-Lined Pigtail							
Model PFS	- 3000 PSIG (20,700kPa).....Flexible Nylon-Lined Pigtail							
Model PF6	- 6000 PSIG (41,300kPa).....Flexible Teflon-Lined Pigtail							

Use the chart above to develop specifications for Special Order Pigtails.

For example: PF-346N-HTP x 1/2M-36B  
represents 1/4" I.D. flexible Teflon-lined Pigtail with  
CGA 346 Nut/Nipple Inlet Connection (brass) Hand-tight  
with plastic tip and 1/2" M Outlet Connection (brass),  
36" long with Spring Guard

\*Use with 3/8" OD Flash Arrestor option.

Part No.	with CV	Description	Gas Service
5/16" X .065" WALL BRASS TUBING 20" FINISHED LENGTH OVERALL			
P-16	--	RH F Comm. Acet, Horiz.	CGA-300
PV-15	--	LH M Propane, Brass, Horiz.	CGA-510
P-15	P-15CV	LH M Propane, Mapp, Horiz.	CGA-510
P-15-P	P-15PCV	LH M Pyrofax, POL Acet, Vert.	CGA-510

**RIGID PIGTAILS, BRASS  
ACETYLENE & LPG SERVICE  
Pressure to 500 PSIG (3400 kPa)**



Part No. P-15PCV


**Rigid Pigtails**

**HAND-TIGHT RIGID PIGTAILS FOR PLANT OR FILLING STATIONS**  
with Brass Connections Pressure to 3000 PSIG (20,700 kPa)

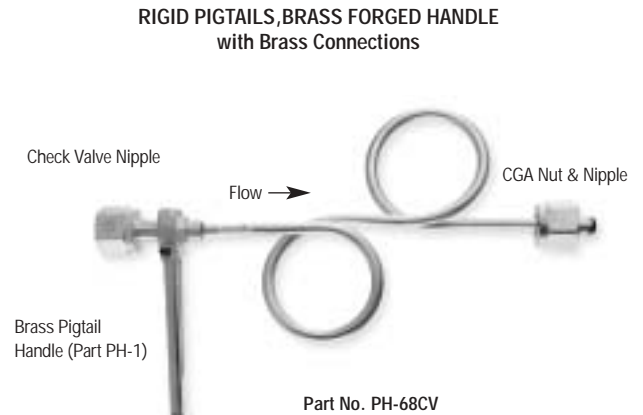
Part No.	Description	Gas service
HAND-TIGHT NUTS & NIPPLES * 5/16" x .065" WALL COPPER TUBE		
PHC-320	RH F Carbon Dioxide	CGA-320
PHC-346	RH F Air	CGA-346
PHC-63	RH F Oxygen	CGA-540
PHC-83	LH F Hydrogen	CGA-350
PHC-92	RH M Nitrogen, Argon	CGA-580
PHC-93	LH M Industrial Air	CGA-590

Part No.	with CV	Description	Gas Service
1/4" x .049 WALL ST. STEEL TUBE TYPE 316 SS CGA FITTINGS			
PS-320	--	Carbon Dioxide, RH F	CGA-320
PS-346	--	Air, RH F	CGA-346
PS-540	PS-540CV	Oxygen, RH F	CGA-540
PS-580	PS-580CV	Nitrogen, Argon, RH M	CGA-580

**STAINLESS STEEL RIGID PIGTAILS**  
with Stainless Steel Connections  
\* PRESSURES TO 3000 PSIG (20,700 kPa)




Part No.	with CV	Description	Gas service
5/16" x .065" WALL COPPER TUBE, DOUBLE LOOP PRESSURES TO 3000 PSIG (20,700 kPa)			
PH-320	--	RH F Carbon Dioxide	CGA-320
PH-326	PH-326CV	RH F Nitrous Oxide	CGA-326
PH-346	PH-346CV	RH F Air	CGA-346
PH-63	PH-63CV	RH F Oxygen	CGA-540
PH-73	--	LH F Propane (Liquid With.)	CGA-555
PH-83	PH-83CV	LH F Hydrogen	CGA-350
PH-92	PH-92CV	RH M Nitrogen, Argon	CGA-580
PH-93	--	LH M Industrial Air	CGA-590
5/16" x .065" WALL BRASS TUBE, SINGLE LOOP PRESSURES TO 500 PSIG (3400 kPa)			
PH-300	--	RH F Commercial Acetylene	CGA-300
PH-510	--	LH M POL Acetylene	CGA-510



Part No.	with CV	Description	Gas Service
ANNEALED 5/16" x .065" WALL COPPER TUBE			
P-CO-3	--	RH F, Carbon Dioxide	CGA-320
P-63	P-63CV	RH F, Oxygen	CGA-540
P-73	--	LH F, Propane (Liquid With.)	CGA-555
P-83	P-83CV	LH F, Hydrogen	CGA-350
P-92	P-92CV	RH M, Nitrogen, Argon, Helium	CGA-580
P-93	--	LH M, Industrial Air	CGA-590
P-1320	P-1320CV	RH F, Nitrous Oxide	CGA-326
P-1340	P-1340CV	RH F, Air	CGA-346

**MANIFOLD RIGID PIGTAILS, COPPER TUBING**  
with Brass Connections  
PRESSURES TO 3000 PSIG (20,700 kPa)



Part No.	Description	Gas Service
ANNEALED 5/16" x .065" WALL COPPER TUBE		
PV-CO-3	RH F, Carbon Dioxide	CGA-320
PV-63	RH F, Oxygen	CGA-540
PV-92	RH M, Nitrogen, Argon, Helium	CGA-580

**RIGID PIGTAILS, COPPER TUBING, BRASS SHUTOFFS**  
with Brass Connections, PRESSURES TO 3000 PSIG (20,700 kPa)



## Rigid and Flexible Pigtails

STAINLESS STEEL RIGID PIGTAILS  
 PRESSURES TO 6000 PSIG (41,300 kPa)

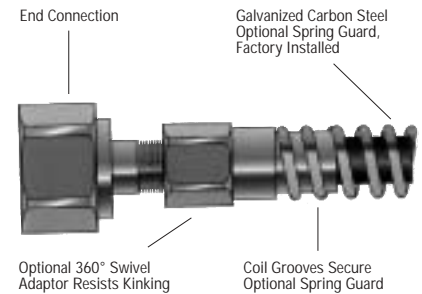
Part No.	Description
<b>1/4" Female Both Ends</b>	
PS-4-36	36" Length, Straight
PS-4-48	48" Length, Straight
PS-4-60	60" Length, Straight

Service	Part No.	Description	Working Pressure
-	PF-4	1/4" NPT F x 1/4" F with Spring Guard: Add B to End of Part No.	0-3000
COMPLETE ASSEMBLIES (add length in inches to Part No.)			
CGA-296	PF-296 PF-296CV PF-296HT	Ind. Mixtures, RH Male with Check Valve, Inlet Side with Hand Tight Nut, One End	0-3000
CGA-300	PF-16 PF-16CV PF-16HT	Commercial Acetylene, RH Female with Check Valve, Inlet with Hand Tight Nut, One End	0-500
CGA-320	PF-320 PF-320HT	Carbon Dioxide, RH Female with Hand Tight Nut, One End	0-3000
CGA-326	PF-326 PF-326CV PF-326HT	Nitrous Oxide, RH Female with Check Valve, Inlet Side with Hand Tight Nut, One End	0-3000
CGA-346	PF-346 PF-346CV PF-346HT	Air, RH Female with Check Valve, Inlet Side with Hand Tight Nut, One End	0-3000
CGA-347	PF-347 PF-347CV PF-347HT	Air, RH Female with Check Valve, Inlet Side with Hand Tight Nut, One End	3001-5500
CGA-510	PF-15 PF-15CV PF-15HT	POL Acetylene, LH Male with Check Valve, Inlet Side with Hand Tight Nut, One End	0-500
CGA-540	PF-63 PF-63CV PF-63HT	Oxygen, RH Female with Check Valve, Inlet Side with Hand Tight Nut, One End	0-3000
CGA-577	PF-577 PF-577CV PF-577HT	Oxygen, RH Female with Check Valve, Inlet Side with Hand Tight Nut, One End	3001-4000
CGA-580	PF-92 PF-92CV PF-92HT	Nitrogen, Argon, RH Male with Check Valve, Inlet Side with Hand Tight Nut, One End	0-3000
CGA-590	PF-93 PF-93CV PF-93HT	Industrial Air, LH Male with Check Valve, Inlet Side with Hand Tight Nut, One End	0-3000
CGA-680	PF-680 PF-680CV PF-680HT	Inert Gases, RH Male with Check Valve, Inlet Side with Hand Tight Nut, One End	3001-5500
CGA-701	PF-701 PF-701CV PF-701HT	Oxygen, RH Female with Check Valve, Inlet Side with Hand Tight Nut, One End	4001-5500

### STAINLESS STEEL FLEXIBLE PIGTAILS, BRASS CONNECTIONS

- SUB ASSEMBLY FOR SPECIAL CONFIGURATIONS
- AVAILABLE IN A VARIETY OF LENGTHS
- 100% TESTED AND CLEANED FOR OXYGEN SERVICE

#### Type 304 SS Braid



#### HOW TO ORDER PF-XXX-XX-X

END CONNECTIONS  
 From CGA Listing  
 at Left

LENGTH  
 18", 24", 36", 48"  
 (Note: Lengths  
 Do Not include  
 Connections)

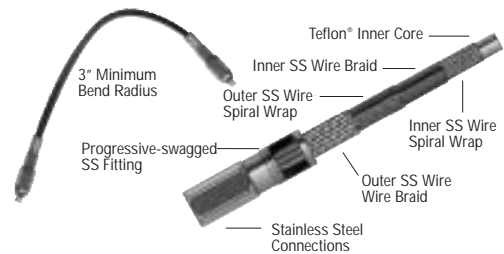
OPTIONS  
 B = Spring Guard  
 B1 = Spring Guard,  
 With Inlet  
 Swivel Adaptor  
 B2 = Spring Guard,  
 With Outlet  
 Swivel Adaptor

**THERMOPLASTIC FLEXIBLE PIGTAILS, NYLON LINED, BRASS CONNECTIONS**

Part No.	Description	Max PSIG	GasService
<b>COMPLETE ASSEMBLIES 100% TESTED</b>			
PFS-83	Hydrogen, LH F	0-3000	CGA-350
PFS-83CV	with Check Valve, Inlet Side		
PFS-92	Helium, RH M	0-3000	CGA-580
PFS-92CV	with Check Valve, Inlet Side		

part no.	Description	Max PSIG	Service
<b>COMPLETE ASSEMBLIES 100% TESTED &amp; OXYGEN CLEANED</b>			
PF-346SS	Air, RH F	3000	CGA-346
PF-347SS	High Pressure Air, RH F	5500	CGA-347
PF-350SS	Hydrogen, Natural Gas, LHF	3000	CGA-350
PF-540SS	Oxygen, RH F	3000	CGA-540
PF-580SS	Argon, Nitrogen, Etc, RH M	3000	CGA-580
PF-590SS	Air, Nitrogen, Etc, LH M	3000	CGA-590
PF-4SS	1/4" NPT Female to 1/4" NPT F	6000	--
PH-3	Chrome Plated brass Handle with Set Screw, Prevents Twisting when Tightening		

**STAINLESS STEEL FLEXIBLE PIGTAILS, TEFLON LINED, STAINLESS STEEL CONNECTIONS**



Part No.	Description	Length
<b>100% TESTED &amp; CLEANED FOR OXYGEN * INDIVIDUALLY POLY BAGGED</b>		
<b>3" Minimum Bend Radius</b>		
PF2-4-12	1/4" NPT Female End Connections	12"
PF2-4-18	1/4" NPT Female End Connections	18"
PF2-4-24	1/4" NPT Female End Connections	24"
PF2-4-36	1/4" NPT Female End Connections	36"
PF2-4-48	1/4" NPT Female End Connections	48"
PF2-4-60	1/4" NPT Female End Connections	60"
PF2-4-72	1/4" NPT Female End Connections	72"

**STAINLESS STEEL FLEXIBLE PIGTAILS, BRASS CONNECTIONS PRESSURES TO 3000 PSIG (20,700 kPa)**



No Specials Available


**STAINLESS STEEL FLEXIBLE PIGTAILS, STAINLESS STEEL CORRUGATED INNER CORE, STAINLESS STEEL CONNECTIONS PRESSURES TO 3000 PSIG (20,700 kPa)**

PART NO.	DESCRIPTION	LENGTH
<b>100% TESTED &amp; CLEANED FOR OXYGEN * INDIVIDUALLY POLY BAGGED</b>		
<b>2-3/4" Minimum Bend Radius</b>		
HPF-4-18	1/4" NPT F x 1/4" NPT F	18"
HPF-4-24	1/4" NPT F x 1/4" NPT F	24"
HPF-4-48	1/4" NPT F x 1/4" NPT F	48"

## Cryogenic Hoses and SAE Flare Connections

Part No.	Description	Service
WMH-2-9	Oxygen Hose Assembly: 48" 60" 72" 120" 144"	CGA-440
WMH-2-10		
WMH-2-11		
WMH-2-12		
WMH-2-13		
WMH-2-14	Nitrogen, Argon Assembly: 48" 60" 72" 120" 144"	CGA-295
WMH-2-15		
WMH-2-16		
WMH-2-17		
WMH-2-18		
F-61	Oxygen, SS Cylinder Fill Elbow 90°	CGA-440
F-63	Nitrogen, Argon, SS Cylinder Fill Elbow 90°	CGA-295
F-62*	Phase Separator, 3/8" NPT F x 2-1/2" Long	-

TRANSFER HOSE, CRYOGENIC



\*To attach to Transfer Hose Assembly, use F-32 for CGA-295 or F-42 for CGA-440

Part No.	Description	Part	Service	Sae Flare
PRESSURES TO 500 PSIG (3400 kPa)				
F-10	.4375"-20 UNF-2B, RH F	Nut	CGA-165	1/4"
F-11	CGA-165 to 1/8" NPT M	Adaptor		1/4"
F-12	CGA-165 to 1/4" NPT M	Adaptor		1/4"
F-20	.625"-18 UNF-2B, RH F	Nut	CGA-182	3/8"
F-22	CGA-182 to 1/4" NPT M	Adaptor		3/8"
F-30	.750"-16 UNF-2B, RH F	Nut	CGA-295	1/2"
F-31	CGA-295 to 1/4" NPT M	Adaptor		1/2"
F-32	CGA-295 to 3/8" NPT M	Adaptor		1/2"
F-33	CGA-295 To 1/2" NPT M	Adaptor		1/2"
F-40	.875"-14 UNF-2B, RH F	Nut	CGA-440	5/8"
F-41	CGA-440 to 1/4" NPT M	Adaptor		5/8"
F-42	CGA-440 to 3/8" NPT M	Adaptor		5/8"
F-43	CGA-440 to 1/2" NPT M	Adaptor		5/8"
F-44	CGA-440 to 3/4" NPT M	Adaptor		5/8"































BRASS SAE FLARE TUBING CONNECTIONS



## Cylinder Adaptors

CYLINDER ADAPTORS TABLE CYLINDER CGA TO REGULATOR CGA PLUS COMPONENT PARTS					
CYLINDER ADAPTOR	PART NUMBERS CYLINDER		REGULATOR ADAPTOR	FROM CYLINDER SERVICE	TO REGULATOR SERVICE
	NUT	NIPPLE			
0322	305-2	305-3	15-1	CGA-200 "MC" Acetylene	CGA-300 Commercial Acetylene
0321	305-2	305-3	16-1	CGA-200 "MC" Acetylene	CGA-510 POL Acetylene 90°
0324	305-2	305-3	16-1	CGA-200 "MC" Acetylene	CGA-510 POL Acetylene
0305	305-2	305-3	305-1	CGA-200 "MC" Acetylene	CGA-520 "B" Tank 90°
0314	305-2	305-3	314-1	CGA-200 "MC" Acetylene	CGA-520 "B" Tank
0831	0284	0283	415-1	CGA-280 Medical Mixtures	CGA-540 Oxygen
0840	N/A	N/A	N/A	CGA-295 Argon (LqW)	CGA-440 Oxygen (LqW)
0841	29-2	29-3	417-1	CGA-296 Ind Mix (Oxygen)	CGA-590 Industrial Air
0304	16-2	16-3	302-1	CGA-300 Commercial Acetylene	CGA-200 "MC" Acetylene
0016	16-2	16-3	16-1	CGA-300 Commercial Acetylene	CGA-510 POL Acetylene
0061	16-2	16-3	16-1	CGA-300 Commercial Acetylene	CGA-510 POL Acetylene
1690	16-2	16-3	300-1	CGA-300 Commercial Acetylene	CGA-510 POL Acetylene 90°
0316	16-12	16-3	301-1	CGA-300 Commercial Acetylene	CGA-520 "B" Tank
0806	CO-2	CO-3	416-1	CGA-320 Carbon Dioxide	CGA-580 Nitrogen
0827	14-2	14-3	415-1	CGA-346 Air	CGA-540 Oxygen
0828	14-2	14-3	416-1	CGA-346 Air	CGA-580 Nitrogen
0843	14-2	14-3	417-1	CGA-346 Air	CGA-590 Industrial Air
0808	0082	0083	416-1	CGA-350 Hydrogen	CGA-580 Nitrogen
0872	500-2	15-8	415-1	CGA-500 Medical Mixtures	CGA-540 Oxygen
0873	500-2	15-8	416-1	CGA-500 Medical Mixtures	CGA-580 Nitrogen
0874	500-2	15-8	417-1	CGA-500 Medical Mixtures	CGA-590 Industrial Air
0320	15-2	15-8	302-1	CGA-510 POL Acetylene	CGA-200 "MC" Acetylene
0015	15-2	15-8	15-1	CGA-510 POL Acetylene	CGA-300 Commercial Acetylene
0051	15-2	15-8	15-1	CGA-510 POL Acetylene	CGA-300 Coml. Acet. 1 Piece
0818	15-2	15-8	800-1	CGA-510 POL Acetylene	CGA-350 Hydrogen
1516	15-2	15-8	1516-1	CGA-510 POL Acetylene	CGA-410 Canadian Acetylene
0820	15-2	15-8	300-1	CGA-510 POL Acetylene	CGA-510 POL Acetylene 90°
0315	15-2	15-8	301-1	CGA-510 POL Acetylene	CGA-520 "B" Tank
0306	300-2	--	306-1	CGA-520 "B" Tank Acetylene	CGA-300 Commercial Acetylene
0319	300-2	300-3	15-1	CGA-520 "B" Tank Acetylene	CGA-300 Commercial Acetylene
0317	300-2	300-3	16-1	CGA-520 "B" Tank Acetylene	CGA-510 POL Acetylene
0318	300-2	300-3	300-1	CGA-520 "B" Tank Acetylene	CGA-510 POL Acetylene 90°
0832	0062	0063	1341-1	CGA-540 Oxygen	CGA-346 Air
0416	0062	0063	416-1	CGA-540 Oxygen	CGA-580 Nitrogen
0802	0072	0073	16-1	CGA-555 Propane (LqW)	CGA-510 POL Acetylene
0809	0072	0073	416-1	CGA-555 Propane (LqW)	CGA-580 Nitrogen
0810	0092	15-8	CO-2-1	CGA-580 Nitrogen	CGA-320 Carbon Dioxide
0830	0092	15-8	1341-1	CGA-580 Nitrogen	CGA-346 Air
0811	0092	15-8	800-1	CGA-580 Nitrogen	CGA-350 Hydrogen
0415	0092	15-8	415-1	CGA-580 Nitrogen	CGA-540 Oxygen
0812	0092	15-8	414-1	CGA-580 Nitrogen	CGA-555 Propane (LqW)
0813	0092	15-8	417-1	CGA-580 Nitrogen	CGA-590 Industrial Air
0858	0093	15-8	1341-1	CGA-590 Industrial Air	CGA-346 Air
0815	0093	15-8	416-1	CGA-590 Industrial Air	CGA-580 Nitrogen

**Cylinder Adaptors, Brass**

<p><b>CGA-200</b> To CGA-300: Part 0322</p>  <p>"MC" Acetylene Cylinder To Commercial Acetylene Regulator</p>	<p><b>CGA-280</b> To CGA-540: Part 0831</p>  <p>Medical Breathing Mix Cylinder To Oxygen Regulator</p>	<p><b>CGA-300</b> To CGA-510: Part 0061</p>  <p>Commercial Acetylene Cylinder To POL Acetylene Regulator</p>	<p><b>CGA-346</b> To CGA-580: Part 0828</p>  <p>Air Cylinder To Argon, Helium, Nitrogen Regulator</p>	<p><b>CGA-200</b> To CGA-510: Part 0321</p>  <p>"MC" Acetylene Cylinder To POL Acetylene Regulator</p>
<p><b>CGA-295</b> To CGA-440: Part 0840</p>  <p>Argon (LqW) Cylinder To Oxygen (LqW) Regulator</p>	<p><b>CGA-300</b> To CGA-510: Part 1690</p>  <p>Commercial Acetylene Cylinder To POL Acetylene Regulator At 90°</p>	<p><b>CGA-346</b> To CGA-590: Part 0843</p>  <p>Air Cylinder To Industrial Air Regulator</p>	<p><b>CGA-200</b> To CGA-510: Part 0324</p>  <p>"MC" Acetylene Cylinder To POL Acetylene Regulator</p>	<p><b>CGA-296</b> To CGA-590: Part 0841</p>  <p>Industrial Mix Of Oxygen (Over 23%) Cylinder To Industrial Air Regulator</p>
<p><b>CGA-300</b> To CGA-520: Part 0316</p>  <p>Commercial Acetylene Cylinder To "B" Tank Regulator</p>	<p><b>CGA-350</b> To CGA-580: Part 0808</p>  <p>Hydrogen Cylinder To Nitrogen, W.P. Regulator</p>	<p><b>CGA-200</b> To CGA-520: Part 0305</p>  <p>Adapts "MC" Acetylene Cylinder To "B" Tank Regulator At 90°</p>	<p><b>CGA-300</b> To CGA-200: Part 0304</p>  <p>Commercial Acetylene Cylinder To "MC" Acetylene Regulator</p>	<p><b>CGA-320</b> To CGA-580: Part 0806</p>  <p>Carbon Dioxide Cylinder To Nitrogen, W.P. Regulator</p>
<p><b>CGA-500</b> To CGA-540: Part 0872</p>  <p>Med Mixtures Cylinder To Oxygen Regulator</p>	<p><b>CGA-200</b> To CGA-520: Part 0314</p>  <p>"MC" Acetylene Cylinder To "B" Tank Regulator</p>	<p><b>CGA-300</b> To CGA-510: Part 0016</p>  <p>Commercial Acetylene Cylinder To POL Acetylene Regulator</p>	<p><b>CGA-346</b> To CGA-540: Part 0827</p>  <p>Air Cylinder To Oxygen Regulator</p>	<p><b>CGA-500</b> To CGA-580: Part 0873</p>  <p>Med Mixtures Cylinder To Nitrogen, W.P. Regulator</p>
<p><b>CGA-500</b> To CGA-590: Part 0874</p>  <p>Medical Mixtures Cylinder To Industrial Air Regulator</p>	<p><b>CGA-510</b> To CGA-410: Part 1516</p>  <p>POL Acetylene Cylinder To Canadian Acetylene Regulator</p>	<p><b>CGA-520</b> To CGA-510: Part 0317</p>  <p>"B" Tank Cylinder To POL Acetylene Regulator</p>	<p><b>CGA-555</b> To CGA-580: Part 0809</p>  <p>Propane (LqW) Cylinder To Nitrogen, W.P. Regulator</p>	<p><b>CGA-510</b> To CGA-200: Part 0320</p>  <p>POL Acetylene Cylinder To Commercial "MC" Acetylene Regulator</p>
<p><b>CGA-510</b> To CGA-510: Part 0820</p>  <p>POL Acetylene Cylinder To POL Acetylene Regulator At 90°</p>	<p><b>CGA-520</b> To CGA-510: Part 0318</p>  <p>"B" Tank Cylinder To POL Acetylene Regulator At 90°</p>	<p><b>CGA-580</b> To CGA-320: Part 0810</p>  <p>Nitrogen W.P. Cylinder To Carbon Dioxide Regulator</p>	<p><b>CGA-510</b> To CGA-300: Part 0015</p>  <p>POL Acetylene Cylinder To Commercial Acetylene Regulator</p>	<p><b>CGA-510</b> To CGA-520: Part 0315</p>  <p>POL Acetylene Cylinder To "B" Tank Regulator</p>

**Cylinder Adaptors, Brass**

<p><b>CGA-540</b> To CGA-346: Part 0382</p>  <p>Oxygen Cylinder To Air Regulator</p>	<p><b>CGA-580</b> To CGA-346: Part 0830</p>  <p>Nitrogen Cylinder To Air Regulator</p>	<p><b>CGA-510</b> To CGA-300: Part 0051</p>  <p>POL Acetylene Cylinder To Commercial Acetylene Regulator (1 Piece)</p>	<p><b>CGA-520</b> To CGA-200: Part 0306</p>  <p>"B" Tank Cylinder To "MC" Acetylene Regulator</p>	<p><b>CGA-540</b> To CGA-580: Part 0416</p>  <p>Oxygen Cylinder To Nitrogen, Argon, W.P. Regulator</p>
<p><b>CGA-580</b> To CGA-350: Part 0811</p>  <p>Nitrogen W.P. Cylinder To Hydrogen Regulator</p>	<p><b>CGA-510</b> To CGA-350: Part 0818</p>  <p>POL Acetylene Cylinder To Hydrogen Regulator</p>	<p><b>CGA-520</b> To CGA-300: Part 0319</p>  <p>"B" Tank Cylinder To Commercial Acetylene Regulator</p>	<p><b>CGA-555</b> To CGA-510: Part 0802</p>  <p>Propane (LqW) Cylinder To POL Acetylene Regulator</p>	<p><b>CGA-580</b> To CGA-540: Part 0415</p>  <p>Nitrogen W.P. Cylinder To Oxygen Regulator</p>
<p><b>CGA-580</b> To CGA-555: Part 0812</p>  <p>Nitrogen W.P. Cylinder To Propane (LqW) Regulator</p>	<p><b>CGA-580</b> To CGA-590: Part 0813</p>  <p>Nitrogen W.P. Cylinder To Industrial Air Regulator</p>	<p><b>CGA-590</b> To CGA-346: Part 0858</p>  <p>Industrial Air Cylinder To Air Regulator</p>	<p><b>CGA-590</b> To CGA-580: Part 0815</p>  <p>Industrial Air Cylinder To Nitrogen, W.P. Regulator</p>	

**COMPRESSED GAS ASSOCIATION**

Western Enterprises manufactures fittings and gas manifolds to the standards of the Compressed Gas Association (CGA regulators), where applicable.

Western's product design engineering department will evaluate the customer requirements for special order products and make recommendations based on related CGA information.

Acetylene (P.O.L.)	CGA-510
Acetylene (Commercial)	-300
Compressed Air	-346
Argon	-580
Carbon Dioxide	-320
Helium	-580
Hydrogen	-350
Nitrogen (W.P.)	-580
Nitrogen (O.P.)	-590
Nitrous Oxide	-326
Oxygen (Nut & Nipple)	-540
Oxygen (Yoke)	-870
Liquified Fuel Gases	-510